REVISIONS					
REV.	ECN NO.	LOCATION	DESCRIPTION	DATE	DESIGN
X2	ECN-P-201607005	X1	依客户要求，引脚长度由0.60mm改为0.45mm 改善塑胶强度，A端子折弯处塑胶加胶处理	2016.07.22	李 斌
X3	ECN-P-201609001	X1	增加客户识别标示	2016.09.01	李 斌

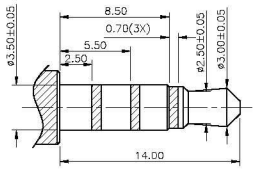

(ø3.50mm 4 POLE PLUG DETAIL DRAWING)

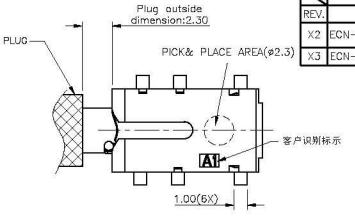

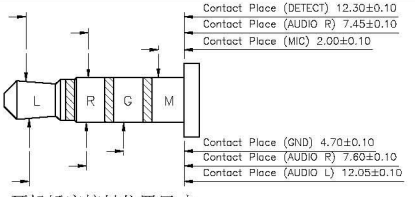

耳机插座接触位置尺寸

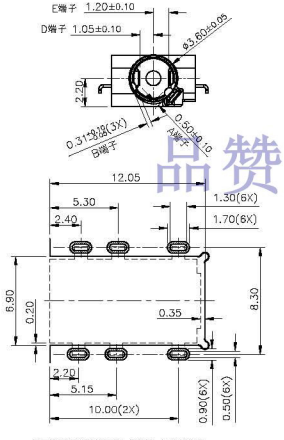

RECOMMENDED PCB LAYOUT
TOP VIEW T=0.50mm,TOL:±0.05

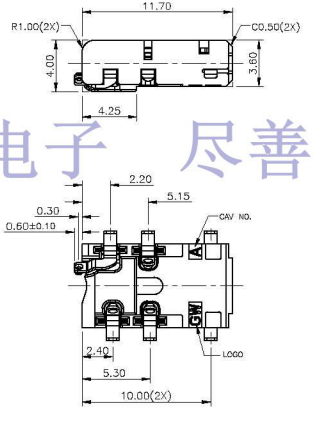

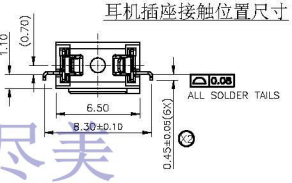

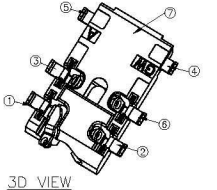

3D VIEW

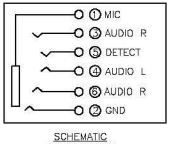

SCHEMATIC
RECOMMENDED

技术要求：

1. 1.1：额定电流：1A
   - 1.1 接触阻抗：50mΩ以下；
   - 1.2 绝缘阻抗：100MΩ以上；
   - 1.3 耐电压：500V AC以上；
   - 1.4 耐插拔：6,000次以上；
   - 1.5 插入力：1.5kgf（15N）；
   - 1.6 拔出力：
     - 寿命测试前:0.7~1.5kgf（7~15N）.
     - 寿命测试后:0.3~1.5kgf（3~15N）.
2. 电镀信息：
   - 2.1 电镀厂商：常润，电镀线体：3/4线；
   - 2.2 封孔剂型号及浓度：NF1208/2-5%；
   - 2.3 封孔后是否超声波清洗：未超声波清洗用水洗；
3. 产品符合RoHS环保标准要求.

RoHS Compliant

ITEM	PART NAME	Q'TY	MATERIAL	DESCRIPTION
07	HOUSING	1 PCS	HIGH TEMPERATURE PLASTIC	BLACK COLOR,UL94V-0
06	CONTACT B	1 PCS	PHOSPHOR BRONZE, T=0.20mm	CONTACT:2u" Au/SOLDER:1u"Au
05	CONTACT D	1 PCS	STAINLESS STEEL, T=0.20mm	CONTACT:2u" Au/SOLDER:1u"Au
04	CONTACT E	1 PCS	STAINLESS STEEL, T=0.20mm	CONTACT:2u" Au/SOLDER:1u"Au
03	CONTACT B	1 PCS	PHOSPHOR BRONZE, T=0.20mm	CONTACT:2u" Au/SOLDER:1u"Au
02	CONTACT B	1 PCS	PHOSPHOR BRONZE, T=0.20mm	CONTACT:2u" Au/SOLDER:1u"Au
01	CONTACT A	1 PCS	PHOSPHOR BRONZE, T=0.20mm	CONTACT:2u" Au/SOLDER:1u"Au

品赞科技 G-Switch

Unless Otherwise specified, Tolerance:
X. ±0.30
X.x ±0.20
X.xx ±0.15
X.xxx ±0.10
ANGLES ±3°

G-Switch Electronic Technology CO.,Ltd.

DESIGN: 李 斌	DATE: 2016.09.01	TITLE: PHONE JACK CUSTOMER DRAWING	
CHECKED:	DATE:		
APPROVED:	DATE:		
PART NO. PJ-0307T00-062-182		REV.: X3	SCALE: 3:1 / UNIT: mm
DRAWING NO. C-PJ0307T00-01		SIZE: A4	SHEET: 1/1

品赞电子 尽善尽美