REVISIONS					
REV.	ECN NO.	LOCATION	DESCRIPTION	DATE	DESIGN
X1	N/A		INITIAL RELEASE	2015.05.28	张振力
X2	ECN-P-201506005	X2 X1	依实物修改图面尺寸公差	2015.06.26	张振力

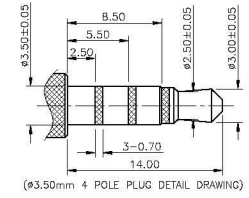

(ø3.50mm 4 POLE PLUG DETAIL DRAWING)

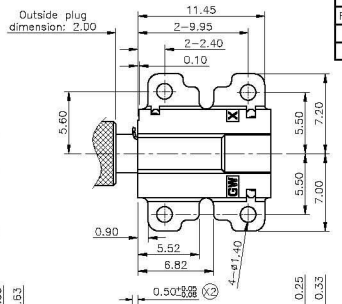

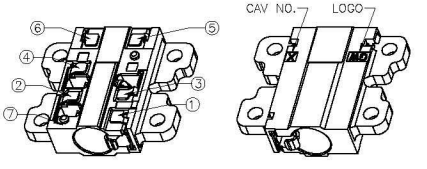

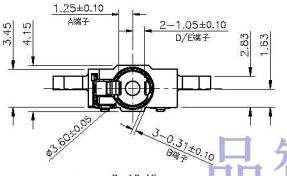

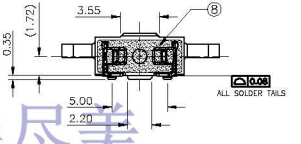

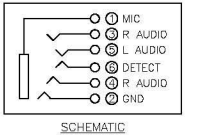

SCHEMATIC
RECOMMENDED

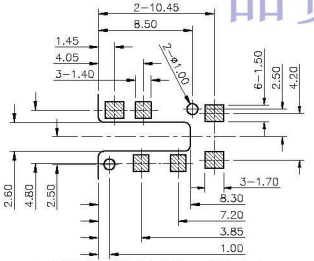

RECOMMENDED FPC LAYOUT (COMPONENT SIDE)
T=0.35mm, TOL:±0.05

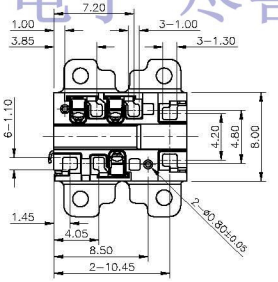

NOTES:
1. CONTACT CURRENT RATING: 1A;
2. CONTACT RESISTANCE: 50 mΩ MAX.;
3. INSULATION RESISTANCE: 100MΩ MIN.;
4. DIELECTRIC WITHSTANDING: 500V AC MIN.;
5. DURABILITY: 6,000 CYCLES MIN.;
6. INSERTION FORCE: 1.50kgf(15N) MAX.;
7. EXTRACTION FORCE:
   7.1 BEFORE TEST: 0.70~1.50Kgf(7~15N);
   7.2 AFTER TEST: 0.30~1.50Kgf(3~15N);
8. PRODUCT MEET THE REQUEST OF THE RoHS.

RoHS Compliant

ITEM	PART NAME	Q'TY	MATERIAL	DESCRIPTION
08	MYLAR	1 PCS	PET, T=0.06	YELLOW
07	HOUSING	1 PCS	HIGH TEMPERATURE PLASTIC	BLACK, UL94V-0
06	CONTACT E	1 PCS	STAINLESS STEEL, T=0.20mm	CONTACT: 2u"Au, SOLDER: 1u"Au.
05	CONTACT D	1 PCS	STAINLESS STEEL, T=0.20mm	CONTACT: 2u"Au, SOLDER: 1u"Au.
04	CONTACT B	1 PCS	PHOSPHOR BRONZE, T=0.20mm	CONTACT: 2u"Au, SOLDER: 1u"Au.
03	CONTACT B	1 PCS	PHOSPHOR BRONZE, T=0.20mm	CONTACT: 2u"Au, SOLDER: 1u"Au.
02	CONTACT B	1 PCS	PHOSPHOR BRONZE, T=0.20mm	CONTACT: 2u"Au, SOLDER: 1u"Au.
01	CONTACT A	1 PCS	PHOSPHOR BRONZE, T=0.20mm	CONTACT: 2u"Au, SOLDER: 1u"Au.

G-Switch 显赞科技

Unless Otherwise specified, Tolerance:
X. ±0.30
X.x ±0.20
X.xx ±0.15
X.xxx ±0.10
ANGLES ±3°

G-Switch Electronic Technology CO.,Ltd.

DESIGN: 陈锋枫	DATE: 2015.06.26	TITLE: PHONE JACK CUSTOMER DRAWING	
CHECKED:	DATE:		
APPROVED:	DATE:		
PART NO.: PJ-0301S00-062-184		REV.: X2	SCALE: 2.5:1 UNIT: mm
DRAWING NO.: C-PJ0301S00-00		SIZE: A4	SHEET: 1/1

品赞电子 尽善尽美