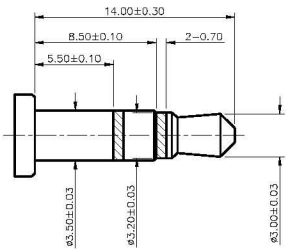
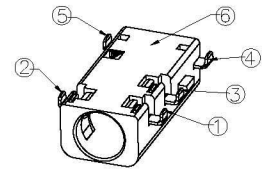
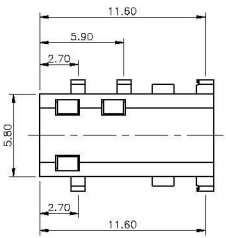


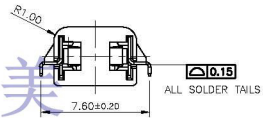
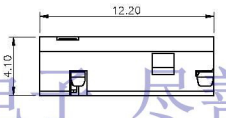
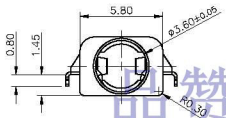
REVISIONS					
REV.	ECN NO.	LOCATION	DESCRIPTION	DATE	DESIGN
A	N/A		INITIAL RELEASE		



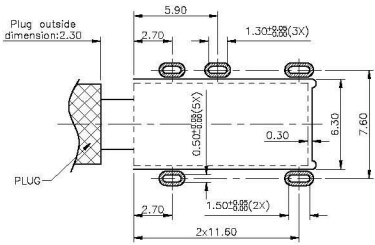
(Ø3.50 3 POLE PLUG DETAIL DRAWING)



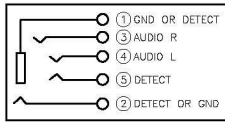
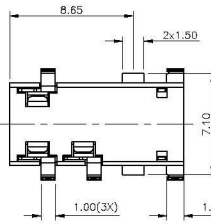
3D VIEW



ALL SOLDER TAILS



P.C.B. LAYOUT TOP VIEW



SCHEMATIC

NOTES:

- CONTACT CURRENT RATING: 1A.
- CONTACT RESISTANCE: 50mΩ MAX.;
- INSULATION RESISTANCE: 100MΩ MIN.;
- DIELECTRIC WITHSTANDING: 500V AC MIN.;
- DURABILITY: 5000CYCLES MIN.;
- CONNECTOR MATING FORCES: 2.94~29.4N (0.3D~3.00Kgf);
- CONNECTOR UNMATING FORCES: 2.94~29.4N (0.30~3.00Kgf);

01	CONTACT A	1 PCS	PHOSPHOR BRONZE 0.20T	Au Plated	
02	CONTACT B	1 PCS	PHOSPHOR BRONZE 0.20T	Au Plated	
03	CONTACT A	1 PCS	PHOSPHOR BRONZE 0.20T	Au Plated	
04	CONTACT C	1 PCS	PHOSPHOR BRONZE 0.20T	Au Plated	
05	CONTACT D	1 PCS	PHOSPHOR BRONZE 0.20T	Au Plated	
06	HOUSING	1 PCS	HIGH TEMPERATURE PLASTIC	BLACK COLOR	UL94 V-0
ITEM	PART NAME	Q'TY	MATERIAL	DESCRIPTION	REMARK

		G-Switch Electronic Technology CO.,Ltd.		
		DESIGN	DATE	TITLE:
Unless otherwise specified, Tolerance:	CHECKED	DATE	PHONE JACK	
X/±0.30	APPROVED	DATE	CUSTOMER DRAWING	
X/±0.20	PART NO.PJ-0263000-051-182	REV: A	SCALE: 1:1	
X/±0.15	DRAWING NO.C-PJ0263000-0D	SIZE: A4	SHEET: 1/1	
X/±0.10				
Angles ±3°				