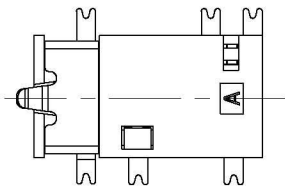
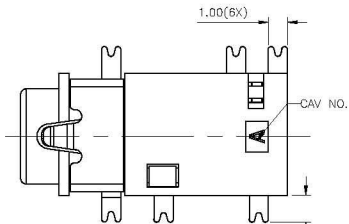


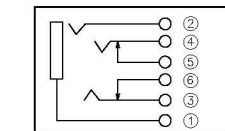
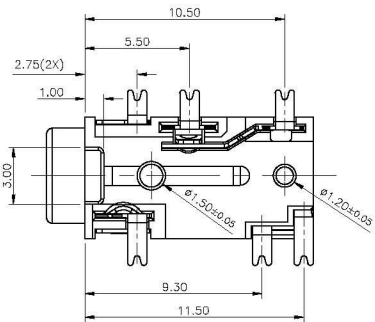
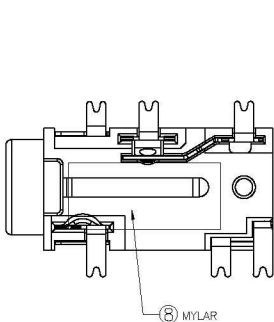
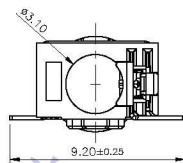
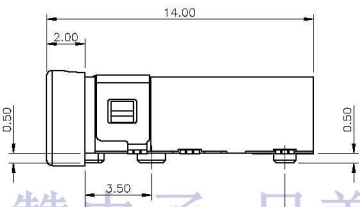
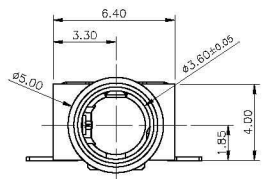
TABLE B:



NO SPIGOT



WITH SPIGOT



SCHEMATIC

NOTES:

1. CONTACT CURRENT RATING: 1A;
2. CONTACT RESISTANCE: 50 mΩ MAX.;
3. INSULATION RESISTANCE: 100MΩ MIN.;
4. DIELECTRIC WITHSTANDING: 500V AC MIN.;
5. DURABILITY: SEE TABLE C
6. CONNECTOR MATING FORCES: 2.94~29.4N(0.3~3.0kgf);
7. CONNECTOR UNMATING FORCES: 2.94~29.4N(0.3~3.0kgf);



	G-Switch Electronic Technology CO.,Ltd.		
	DESIGN 张丙行	DATE 2015.12.17	TITLE: PHONE JACK CUSTOMER DRAWING
Unless otherwise specified, Tolerance:	CHECKED	DATE	
X. ±0.30	APPROVED	DATE	
X.x ±0.20			
X.xx ±0.15			
X.xxx ±0.10			
Angles ±3°			
PART NO. SEE TABLE B/C;	REV: F4	SCALE: 1:1	UNIT: mm
DRAWING NO. C-PJ0266S0*-00	SIZE: A4	SHEET: 1/2	

		REVISIONS		DATE	DESIGN
REV.	ECN NO.	LOCATION	DESCRIPTION		
F3	ECN-P-201505016	③ X3	新增PJ-0266S2S-051-182规格	2015.05.26	张丙行
F4	ECN-P-201512011	④ X3	新增PJ-0266S00-061-342规格	2015.12.17	张丙行

TABLE B		
	正向贴板规格	反向贴板规格
PART NO	PJ-0266S2S-061/041/051-182 ③	
	PJ-0266S0Q/SOY-061-182	
	PJ-0266S10-061-182	
	PJ-0266S00-061-182/142/262/342 ④	ST-0266S00-061-66A

品赞电子 尽善尽美