

GT-F0515 S R 22 -XX X XX 01

G-Switch

Series No

Termipoint  
S-SMT

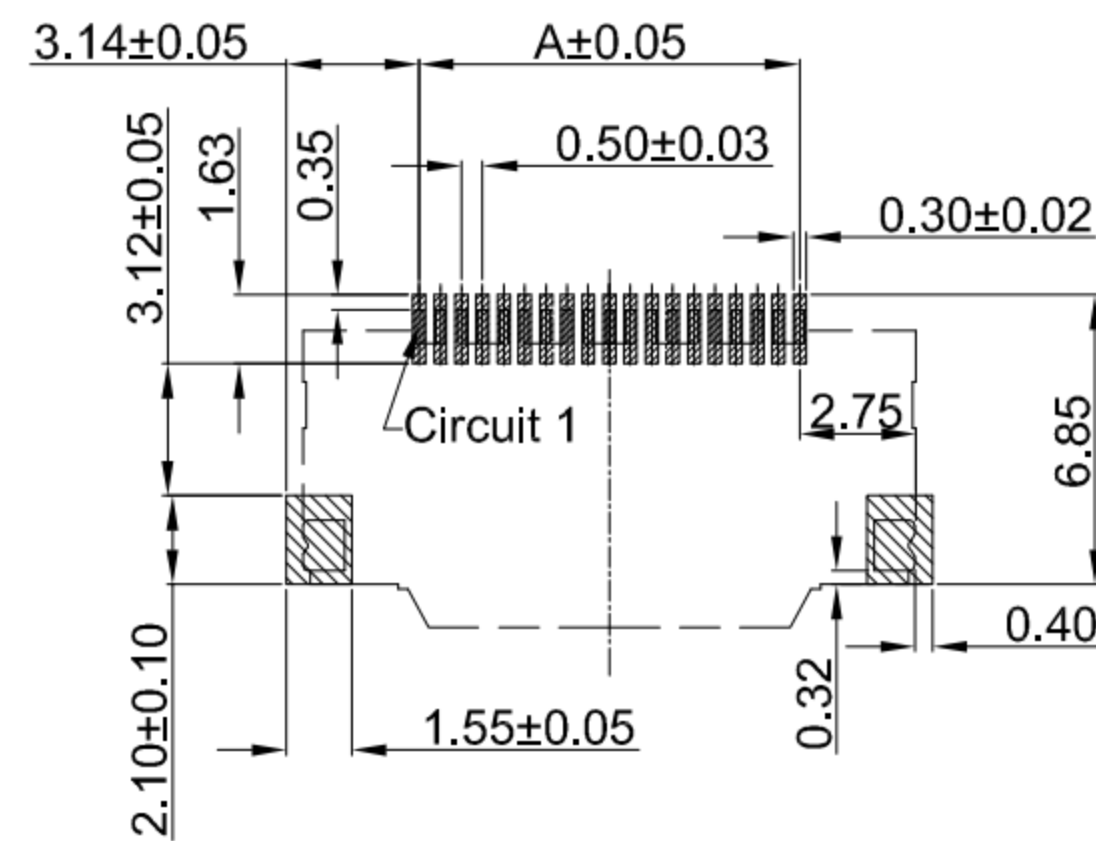
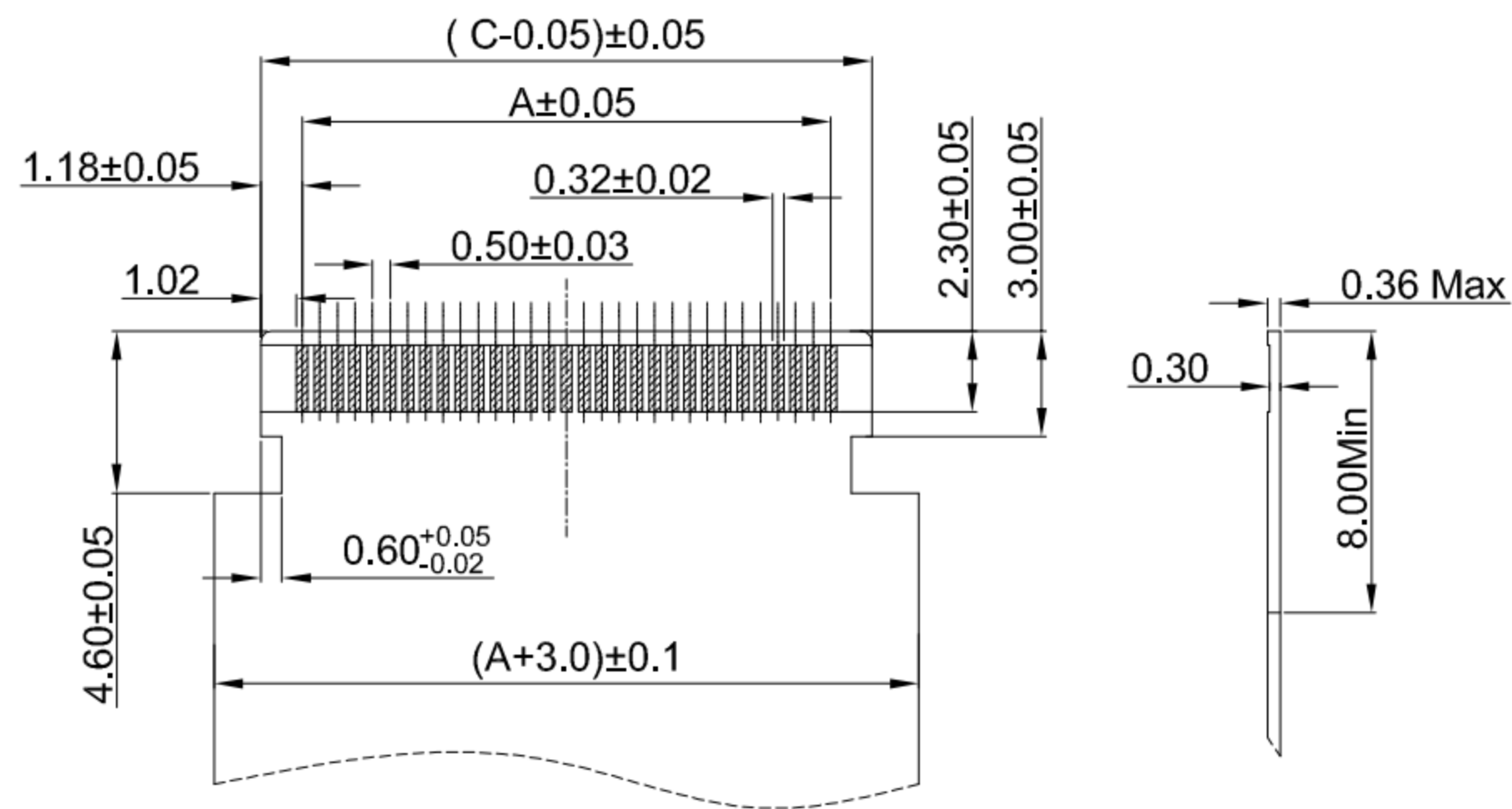
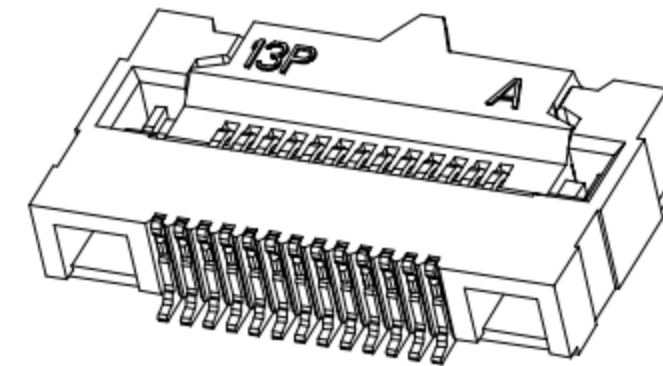
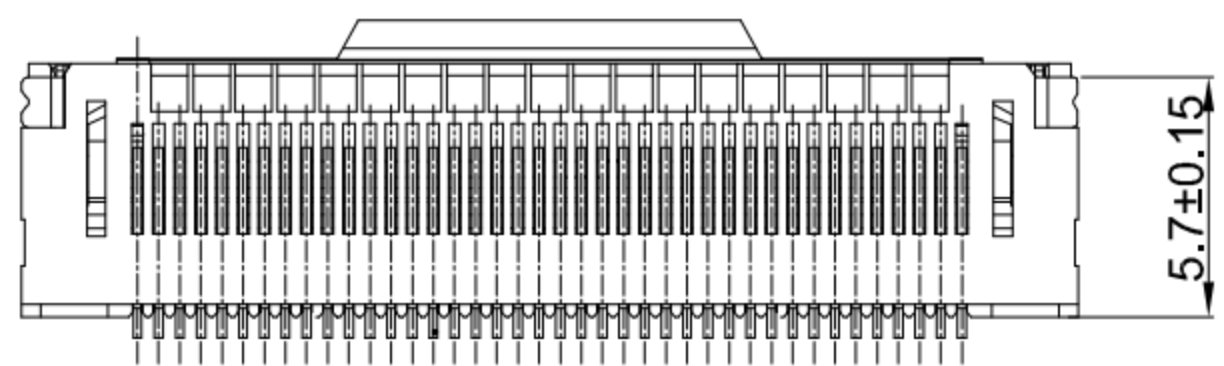
Angle  
R-90°

Terminal Plating  
01-G/F

Housing Colour  
S-Nature

Pin Q' PY  
05~96

Height  
22-2.14mm



**G-Switch Specification:**

1. Current rated: 0.5A AC/DC
2. Voltage rating: 50V AC/DC
3. Withstanding voltage: 500V AC
4. Contact resistance: 30mΩ max.
5. Insulation resistance: 100MΩ min
6. Durability cycle: 30Cycles
7. Removal force: 0.083kgf/Pin min
8. Operating temperature range: -25°C ~ +85°C

APPLICABLE FPC

RECOMMENDED PCB LAYOUT  
TOLERANCE: ±0.05

4	SOLDER TABS	PHOSPHOR BRONZE	MATTE Tin
3	CONTACT	PHOSPHOR BRONZE	Gold-Flash On Contact Area
2	COVER	LCP,94V-0	BLACK
1	HOUSING	LCP,94V-0	NATURE
NO.	PART NAME	MATERIAL	REMARK

SCALE: 1:1 UNIT: mm

SIZE: A4

Title: FPC 0.50mm Pitch 90° H2.20mm SMT Type  
With Lock Connector

Molde Code: GT-F0515SR22-XXXXX01

Unless otherwise  
General Tolerance:

X	±0.40
X.x	±0.30
X.xx	±0.20
X*	±5°
X.x°	±3°

DRAWN	CHECKED	APPROVED	DATE
Jiang	Hu	Chen	2021.06.28




REV: A0 SHEET: 1/2





**Ordering Information:**

Circuit	Dimensions(mm)			Circuit	Dimensions(mm)			Circuit	Dimensions(mm)		
	A	B	C		A	B	C		A	B	C
05	2.00	7.50	4.40	36	17.50	23.00	19.90	67	33.00	38.50	35.40
06	2.50	8.00	4.90	37	18.00	24.50	20.40	68	34.50	39.00	35.90
07	3.50	8.50	5.90	38	18.50	24.00	20.90	69	34.00	39.50	36.40
08	3.50	9.00	5.90	39	19.00	24.50	21.40	70	34.50	40.00	36.90
09	4.00	9.50	6.40	40	19.50	25.00	21.90	71	35.00	40.50	37.40
10	4.50	10.00	6.90	41	20.00	25.50	22.40	72	35.50	41.00	37.90
11	5.00	10.50	7.40	42	20.50	26.00	22.90	73	36.00	41.50	38.40
12	5.50	11.00	7.90	43	21.00	26.50	23.40	74	36.50	42.00	38.90
13	6.00	11.50	8.40	44	21.50	27.00	23.90	75	37.00	42.50	39.40
14	6.50	12.00	8.90	45	22.00	27.50	24.40	76	37.50	43.00	39.90
15	7.00	12.50	9.40	46	22.50	28.00	24.90	77	38.00	43.50	40.40
16	7.50	13.00	9.90	47	23.00	28.50	25.40	78	38.50	44.00	40.90
17	8.00	13.50	10.40	48	23.50	29.00	25.90	79	39.00	44.50	41.40
18	8.50	14.00	10.90	49	24.00	29.50	26.40	80	39.50	45.00	41.90
19	9.00	14.50	11.40	50	24.50	30.00	26.90	81	40.00	45.50	42.40
20	9.50	15.00	11.90	51	25.00	30.50	27.40	82	40.50	46.00	42.90
21	10.00	15.50	12.40	52	25.50	31.00	27.90	83	41.00	46.50	43.40
22	10.50	16.00	12.90	53	26.00	31.50	28.40	84	41.50	47.00	43.90
23	11.00	16.50	13.40	54	26.50	32.00	28.90	85	42.00	47.50	44.40
24	11.50	17.00	13.90	55	27.00	32.50	29.40	86	42.50	48.00	44.90
25	12.00	17.50	14.40	56	27.50	33.00	29.90	87	43.00	48.50	45.40
26	12.50	18.00	14.90	57	28.00	34.50	30.40	88	43.50	49.00	45.90
27	13.00	18.50	15.40	58	28.50	34.00	30.90	89	44.00	49.50	46.40
28	13.50	19.00	15.90	59	29.00	34.50	31.40	90	44.50	50.00	46.90
29	14.00	19.50	16.40	60	29.50	35.00	31.90	91	45.00	50.50	47.40
30	14.50	20.00	16.90	61	30.00	35.50	32.40	92	45.50	51.00	47.90
31	15.00	20.50	17.40	62	30.50	36.00	32.90	93	46.00	51.50	48.40
32	15.50	21.00	17.90	63	31.00	36.50	33.40	94	46.50	52.00	48.90
33	16.00	21.50	18.40	64	31.50	37.00	33.90	95	47.00	52.50	49.40
34	16.50	22.00	18.90	65	32.00	37.50	34.40	96	47.50	53.00	49.90
35	17.00	22.50	19.40	66	32.50	38.00	34.90	--	--	--	--



**GT-F0515 S R 22 -XX X XX 01**

**G-Switch**

**Series No**

**Termpoint**  
S-SMT

**Angle**  
R-90°

**Terminal Plating**  
01-G/F

**Housing Colour**  
S-Nature

**Pin Q' PY**  
05~96

**Height**  
22-2.14mm

**G-Switch Specification:**

- 1.Current rated: 0.5A AC/DC
- 2.Voltage rating: 50V AC/DC
- 3.Withstanding voltage: 500V AC
- 4.Contact resistance: 30mΩ max.
- 5.Insulation resistance: 100MΩ min
- 6.Durability cycle: 30Cycles
- 7.Removal force: 0.083kgf/Pin min
- 8.Operating temperature range: -25°C ~ +85°C

4	SOLDER TABS	PHOSPHOR BRONZE	MATTE Tin
3	CONTACT	PHOSPHOR BRONZE	Gold-Flash On Contact Area
2	COVER	LCP,94V-0	BLACK
1	HOUSING	LCP,94V-0	NATURE
NO.	PART NAME	MATERIAL	REMARK



SCALE: 1:1 UNIT: mm  
SIZE: A4

Unless otherwise  
General Tolerance:  
X ±0.40  
X.x ±0.30  
X.xx ±0.20  
X\* ±5°  
X.x° ±3°

Title: FPC 0.50mm Pitch 90° H2.20mm SMT Type  
With Lock Connector

Molde Code: GT-F0515SR22-XXXXX01

DRAWN	CHECKED	APPROVED	DATE
Jiang	Hu	Chen	2021.06.28



REV: A0 SHEET: 2/2