
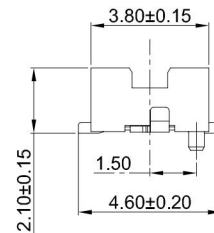
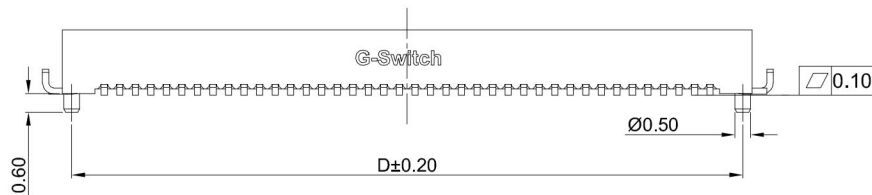


MATING HEIGHT



GT-B0502 F S V 21-XX X XX 02

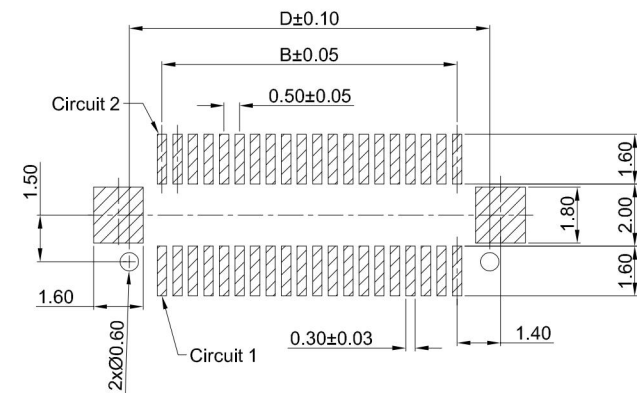
- G-Switch**
- Series No**
- F-Female**
- Termipoint**
S-SMT
- Angle**
V-180°
- Terminal Plating**
11-All Au G/F
- Housing Colour**
S-Nature
B-Black
- Pin Q' PY**
10-80
- Height**
21-2.10mm

G-Switch Specification:

- 1.Current rated: 0.3A AC/DC
- 2.Voltage rating: 50V AC/DC
- 3.Withstanding voltage: 150V AC
- 4.Contact resistance: 50mΩ Max.
- 5.Insulation resistance: 500MΩ min
- 6.Durability cycle: 30Cycles
- 7.Removal force: 0.30kgf/Pin min
- 8.Operating temperature range: -40°C ~ +85°C

Ordering Information:

Circuit	Dimensions(mm)				Circuit	Dimensions(mm)			
	A	B	C	D		A	B	C	D
10	4.70	2.00	3.20	4.10	32	10.20	7.50	8.70	9.60
12	5.20	2.50	3.70	4.60	36	11.20	8.50	9.70	10.60
14	5.70	3.00	4.20	5.10	40	12.20	9.50	10.70	11.60
20	7.20	4.50	5.70	6.60	50	14.70	12.00	13.20	14.10
22	7.70	5.00	6.20	7.10	60	17.20	14.50	15.70	16.60
24	8.20	5.50	6.70	7.60	70	19.70	17.00	18.20	19.10
30	9.70	7.00	8.20	9.10	80	22.10	19.50	20.70	21.60



RECOMMEND PCB LAYOUT
TOLERANCE:±0.05

3	SOLDER TABS	PHOSPHOR BRONZE	BRIGHT Tin
2	CONTACT	PHOSPHOR BRONZE	ALL Au G/F
1	HOUSING	LCP,94V-0	NATURE
NO.	PART NAME	MATERIAL	REMARK



RoHS
Compliant
EU RoHS Standards



SCALE: 1:1 UNIT: mm
SIZE: A4

Unless otherwise
General Tolerance:

X	±0.40
X.x	±0.30
X.xx	±0.20
X°	±5°
X.x°	±3°

Title: BTB 0.50mm Pitch 180° H2.1mm Dual Rows
SMT Type Female Connector

Molde Code: GT-B0502FSV21-XXXXX02

DRAWN	CHECKED	APPROVED	DATE
Hu	Chen	Chen	2022.12.28



REV: A0 SHEET: 1/1