


G-Switch Specification:

1. Current rated: 0.5A AC/DC
2. Voltage rating: 50V AC/DC
3. Withstanding voltage: 500V AC
4. Contact resistance: 40mΩ max.
5. Insulation resistance: 500MΩ min
6. Durability cycle: 20Cycles
7. Removal force: 0.03kgf/Pin min
8. Operating temperature range: -25°C ~ +85°C



GT-F1002 S R 31 -XX X XX 01

G-Switch

Series No

Termipoint
S-SMT

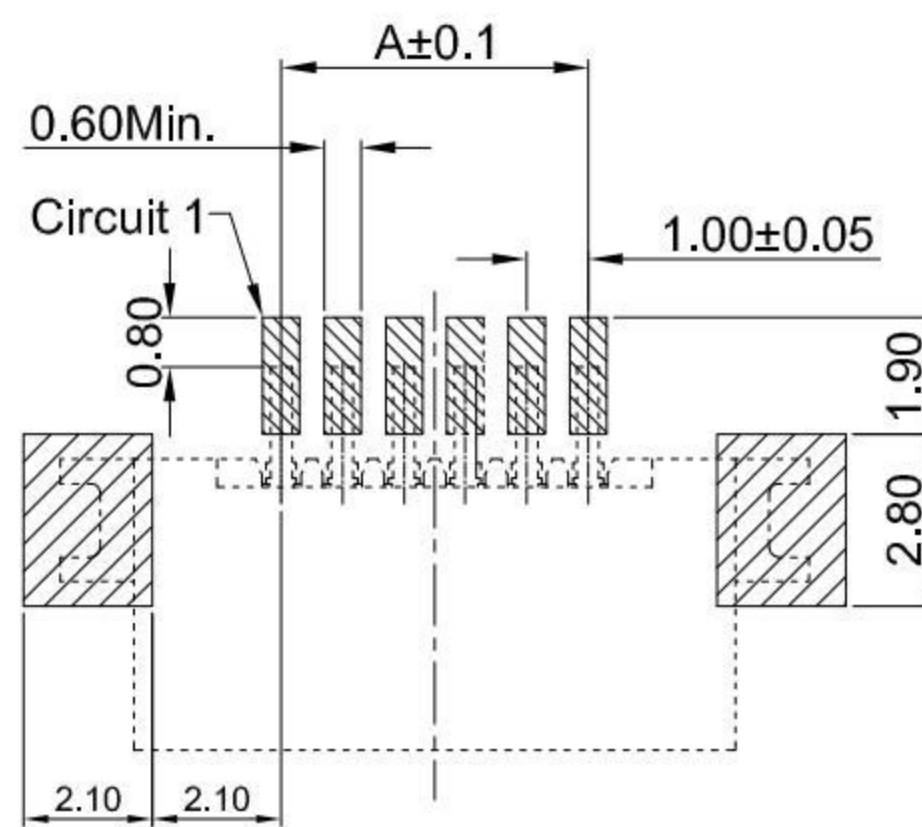
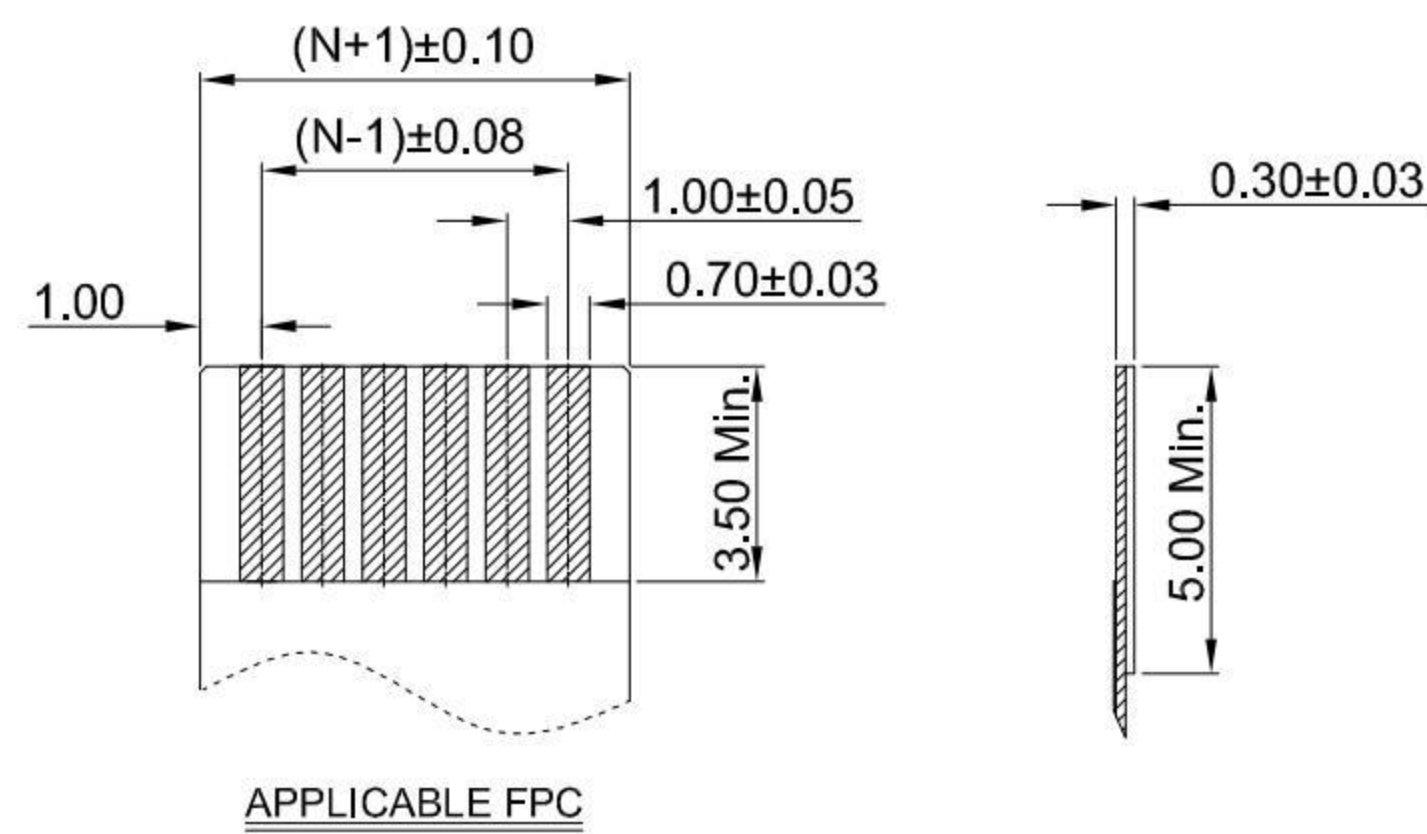
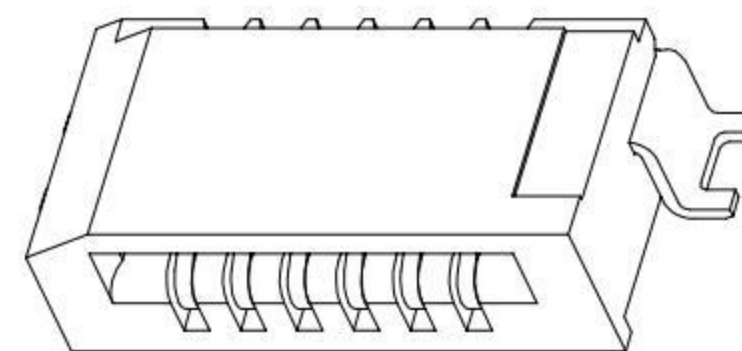
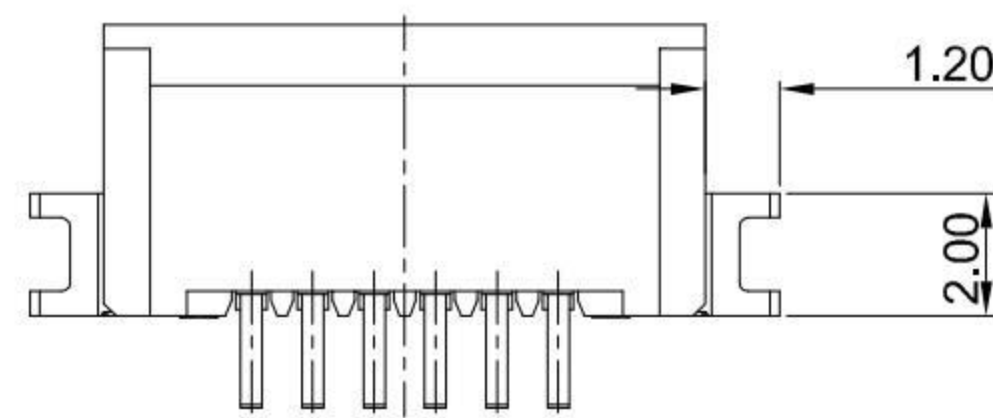
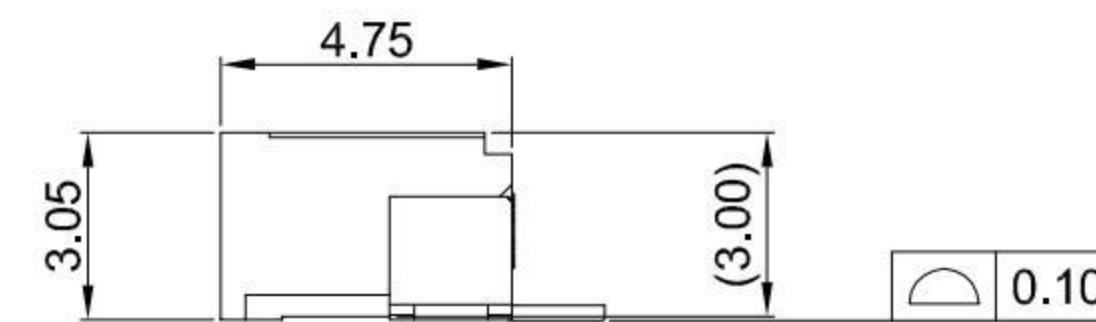
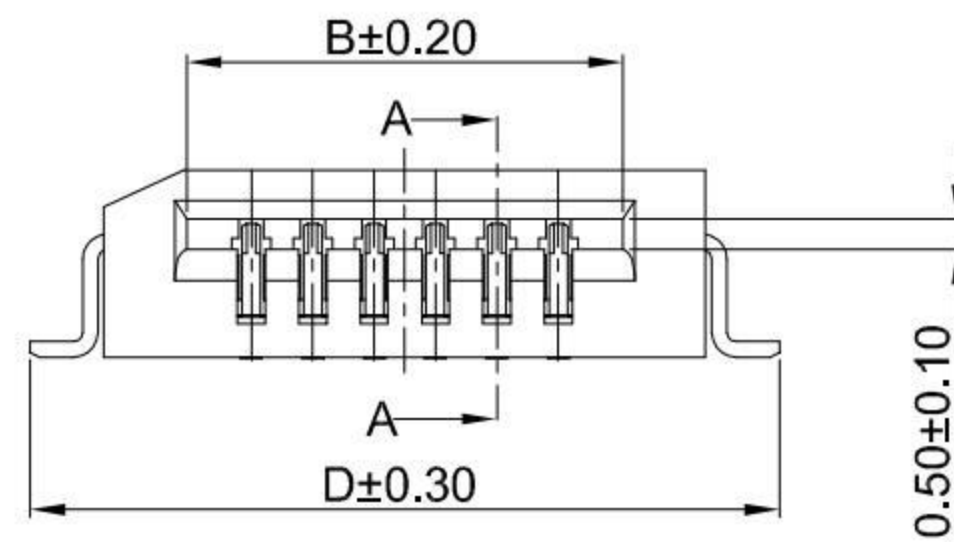
Angle
V-180°

Terminal Plating
11-All G/F
BT-Matte Tin

Housing Colour
S-Nature

Pin Q' PY
04~30

Height
31-3.10mm



Ordering Information:

Circuit	Dimensions(mm)				Circuit	Dimensions(mm)			
	A	B	C	D		A	B	C	D
04	3.00	5.10	7.80	10.20	18	17.00	19.10	21.80	24.20
05	4.00	6.10	8.80	11.20	19	18.00	20.10	22.80	25.20
06	5.00	7.10	9.80	12.20	20	19.00	21.10	23.80	26.20
07	6.00	8.10	10.80	13.20	21	20.00	22.10	24.80	27.20
08	7.00	9.10	11.80	14.20	22	21.00	23.10	25.80	28.20
09	8.00	10.10	12.80	15.20	23	22.00	24.10	26.80	29.20
10	9.00	11.10	13.80	16.20	24	23.00	25.10	27.80	30.20
11	10.00	12.10	14.80	17.20	25	24.00	26.10	28.80	31.20
12	11.00	13.10	15.80	18.20	26	25.00	27.10	29.80	32.20
13	12.00	14.10	16.80	19.20	27	26.00	28.10	30.80	33.20
14	13.00	15.10	17.80	20.20	28	27.00	29.10	31.80	34.20
15	14.00	16.10	18.80	21.20	29	28.00	30.10	32.80	35.20
16	15.00	17.10	19.80	22.20	30	29.00	31.10	33.80	36.20
17	16.00	18.10	20.80	23.20	--	---	---	---	---

3	SOLDER TABS	BRASS	MATTE Tin
2	CONTACT	BRASS	BRIGHT Tin Or ALL G/F
1	HOUSING	LCP,94V-0	NATURE
NO.	PART NAME	MATERIAL	REMARK

SCALE: 1:1 UNIT: mm
SIZE: A4

Unless otherwise
General Tolerance:
X ±0.40
X.x ±0.30
X.xx ±0.20
X° ±5°
X.x° ±3°

Title: FPC 1.00 Pitch 90° H3.10mm SMT Type
Single Row Bottom Contact Connector

Molde Code: GT-F1002SR31-XXXXX01

DRAWN	CHECKED	APPROVED	DATE
Hu	Hu	Chen	2021.06.28



REV: A0 SHEET: 1/1

