

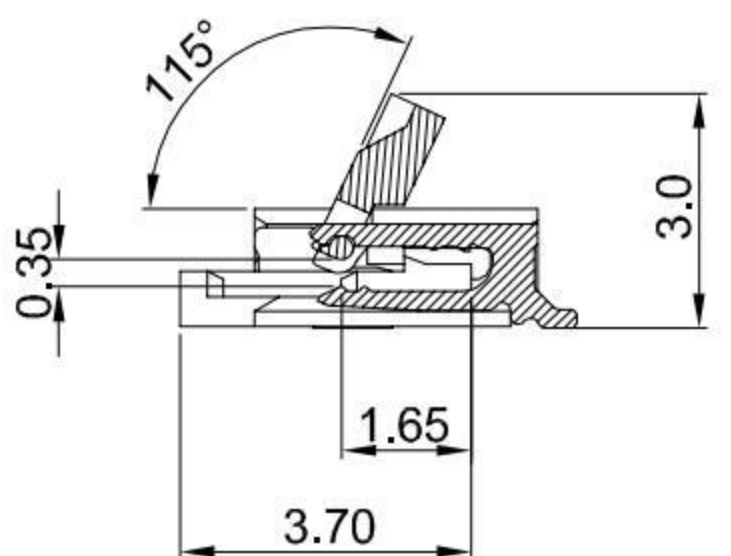
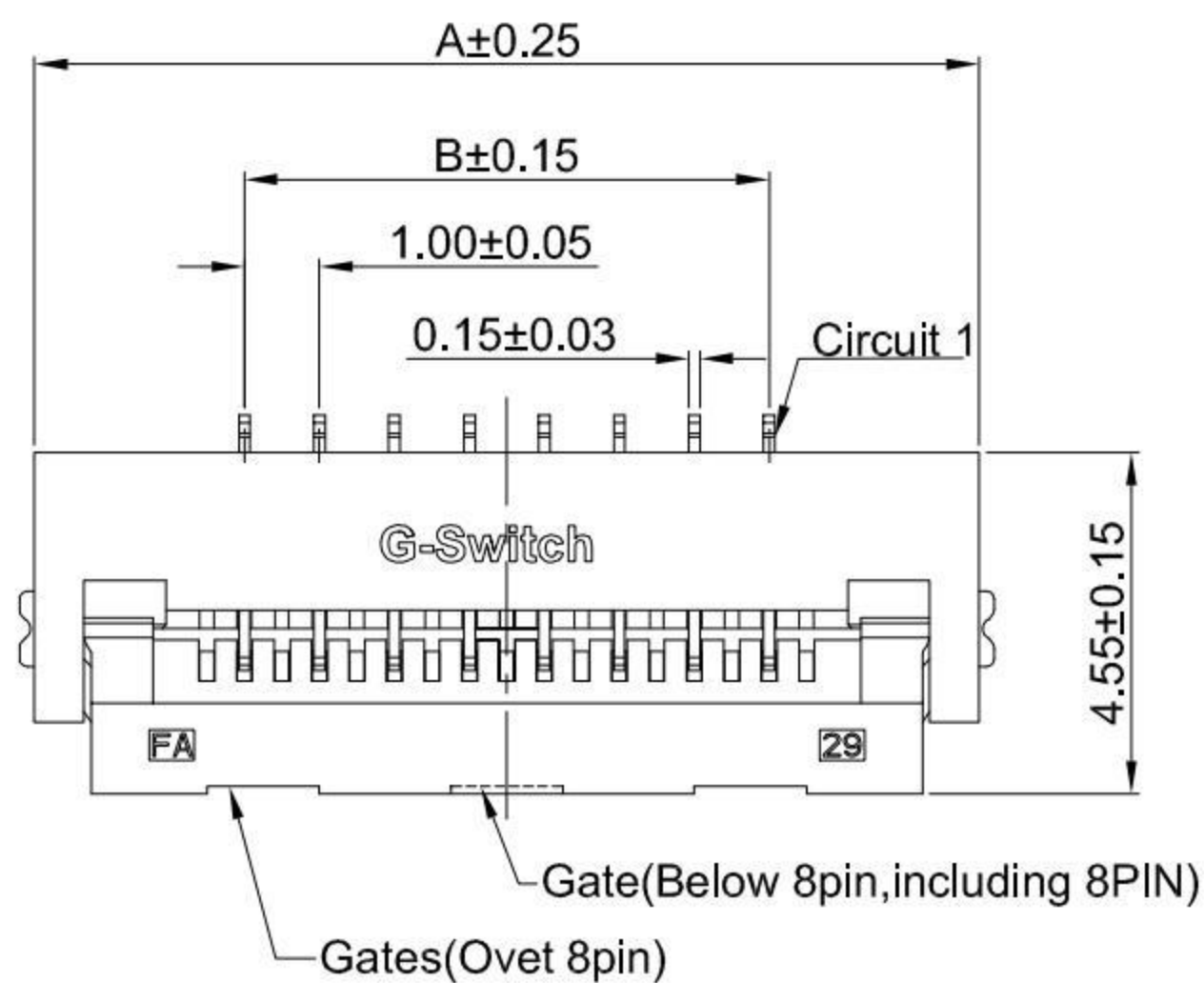
A

B

C

D

E

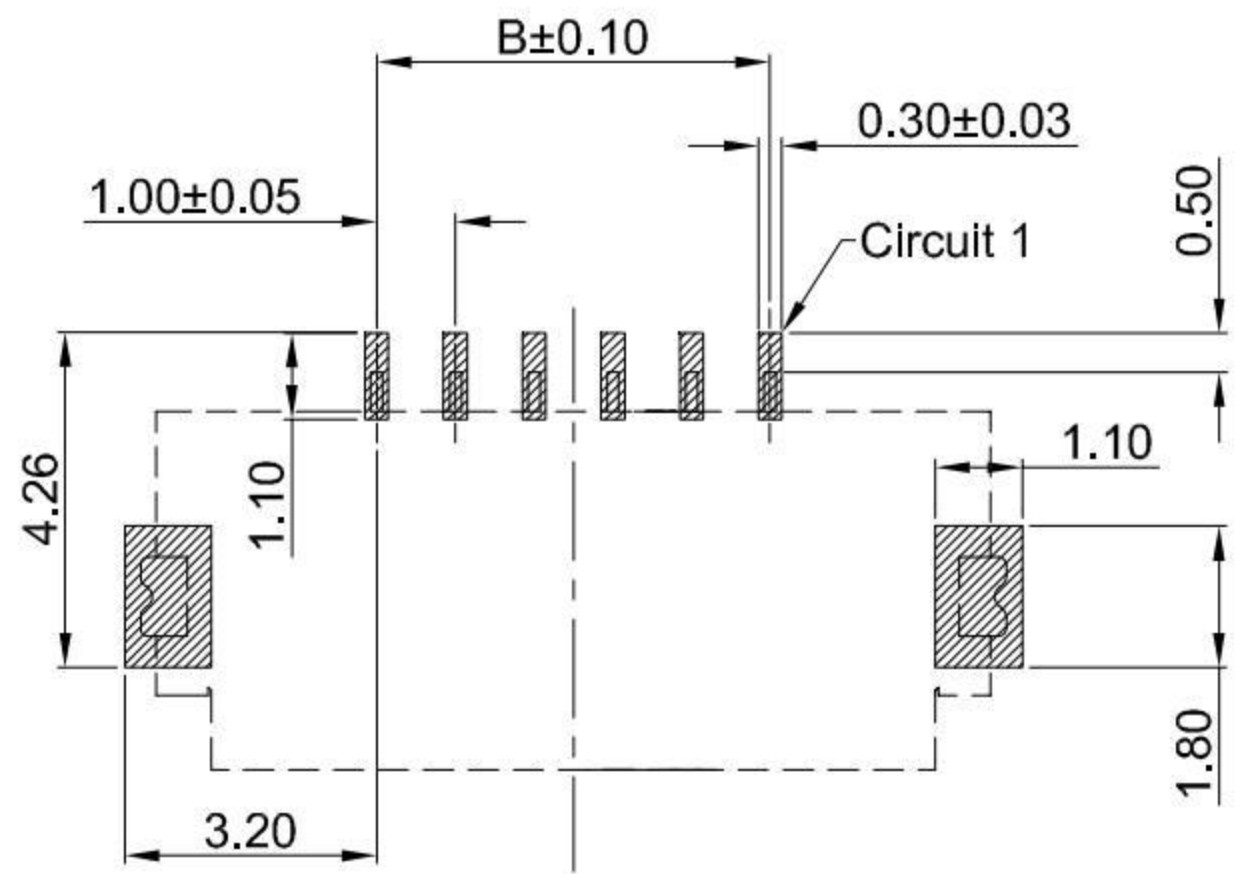
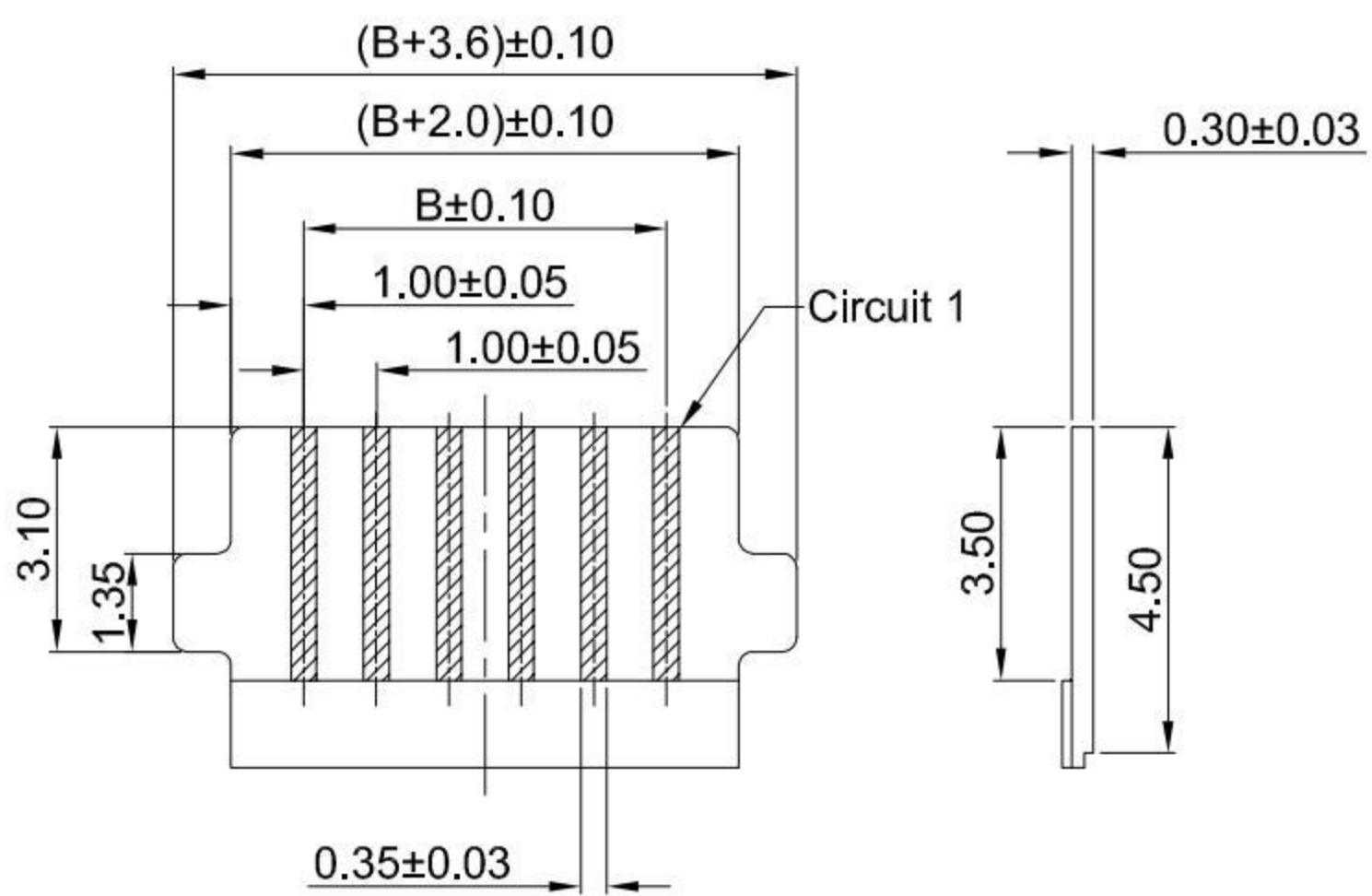
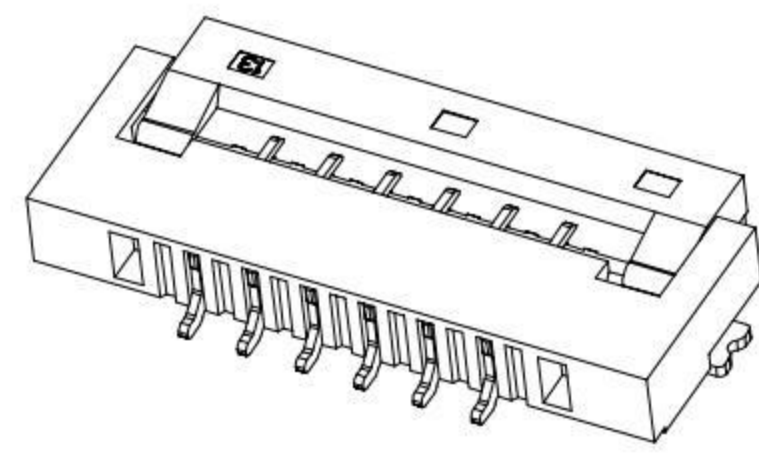
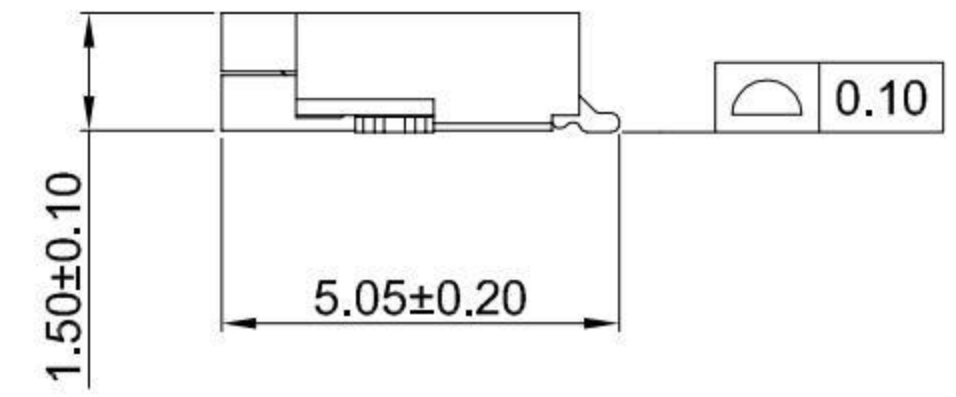
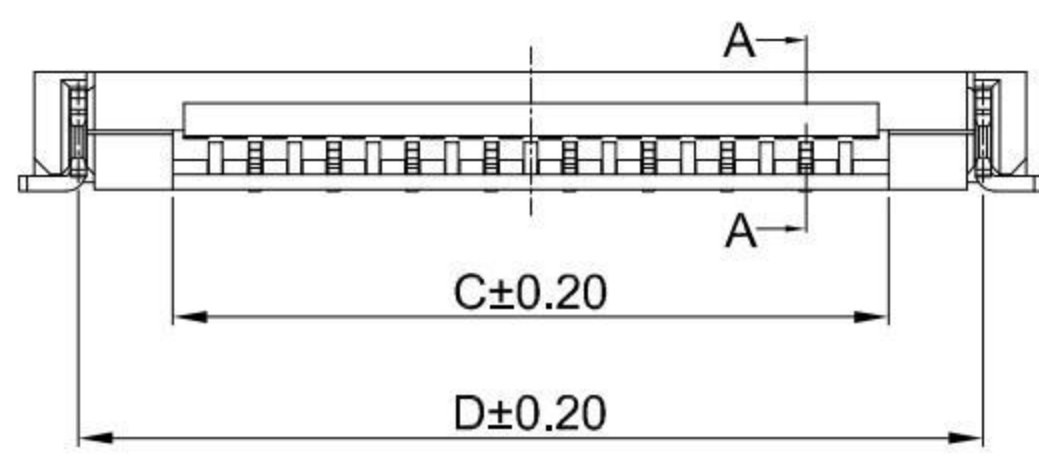


- G-Switch Specification:**
- 1.Current rated: 0.5A AC/DC
 - 2.Voltage rating: 50V AC/DC
 - 3.Withstanding voltage: 250V AC
 - 4.Contact resistance: 40mΩ max.
 - 5.Insulation resistance: 500MΩ min
 - 6.Durability cycle: 20Cycles
 - 7.Removal force: 0.03kgf/Pin min
 - 8.Operating temperature range: -25°C ~ +85°C



GT-F1006 S R 15 -XX X XX 01

- G-Switch**
- Series No**
- Termpoint**
S-SMT
- Angle**
R-90°
- Terminal Plating**
MT-Matte tin
01-G/F
- Housing Colour**
S-Nature
- Pin Q' PY**
04~28
- Height**
15-1.50mm



Ordering Information:

Circuit	Dimensions(mm)				Circuit	Dimensions(mm)			
	A	B	C	D		A	B	C	D
04	8.60	3.00	5.10	7.50	17	21.60	16.00	18.10	20.50
05	9.60	4.00	6.10	8.50	18	22.60	17.00	19.10	21.50
06	10.60	5.00	7.10	9.50	19	23.60	18.00	20.10	22.50
07	11.60	6.00	8.10	10.50	20	24.60	19.00	21.10	23.50
08	12.60	7.00	9.10	11.50	21	25.60	20.00	22.10	24.50
09	13.60	8.00	10.10	12.50	22	26.60	21.00	23.10	25.50
10	14.60	9.00	11.10	13.50	23	27.60	22.00	24.10	26.50
11	15.60	10.00	12.10	14.50	24	28.60	23.00	25.10	27.50
12	16.60	11.00	13.10	15.50	25	29.60	24.00	26.10	28.50
13	17.60	12.00	14.10	16.50	26	30.60	25.00	27.10	29.50
14	18.60	13.00	15.10	17.50	27	31.60	26.00	28.10	30.50
15	19.60	14.00	16.10	18.50	28	32.60	27.00	29.10	31.50
16	20.60	15.00	17.10	19.50	---	---	---	---	---

4	SOLDER TABS	PHOSPHOR BRONZE	MATTE Tin
3	CONTACT	PHOSPHOR BRONZE	Gold-Flash On Contact Area
2	COVER	LCP,94V-0	BLACK
1	HOUSING	LCP,94V-0	NATURE
NO.	PART NAME	MATERIAL	REMARK



SCALE: 1:1 UNIT: mm
 SIZE: A4
 Unless otherwise General Tolerance:
 X ±0.40
 X.x ±0.30
 X.xx ±0.20
 X° ±5°
 X.x° ±3°

Title: FPC 1.00mm Pitch 90° H1.50mm SMT Type With Lock Connector
 Molde Code: GT-F1006SR15-XXXXX01
 DRAWN: Jlang CHECKED: Hu APPROVED: Chen DATE: 2022.11.18



REV: A0 SHEET: 1/1

A

B

C

D

E