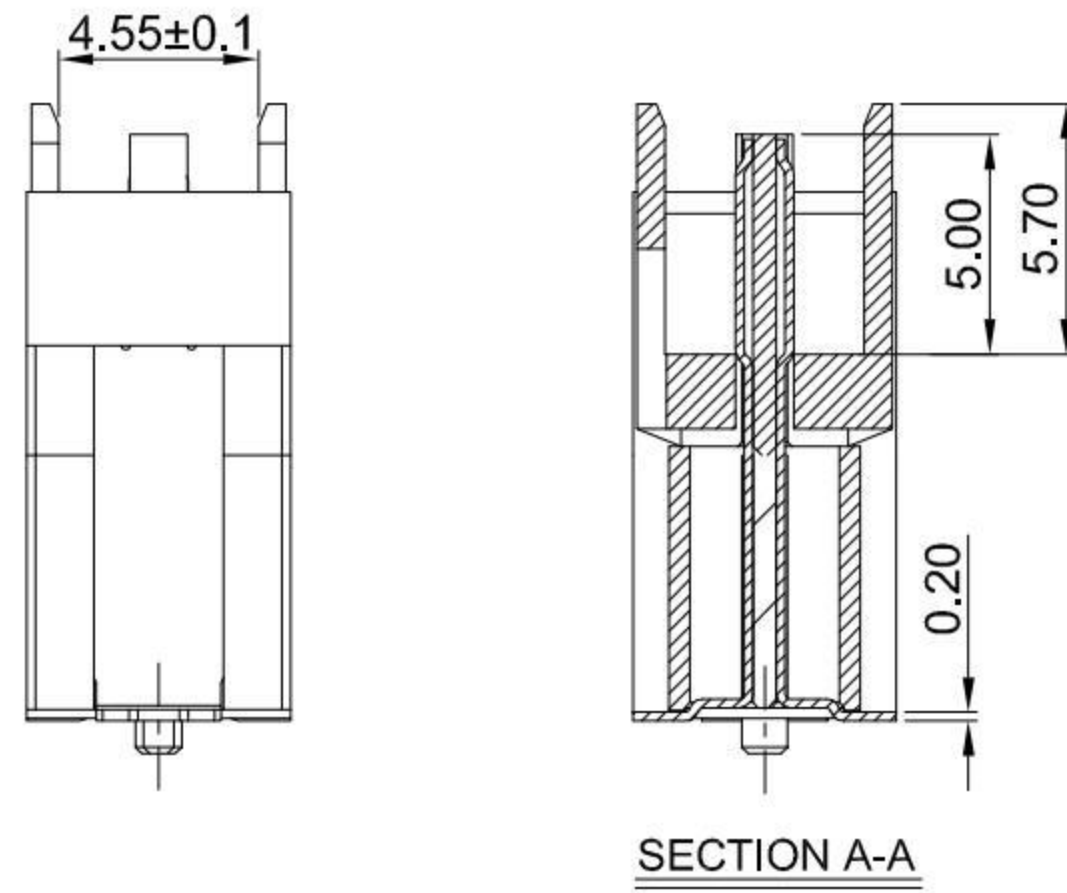
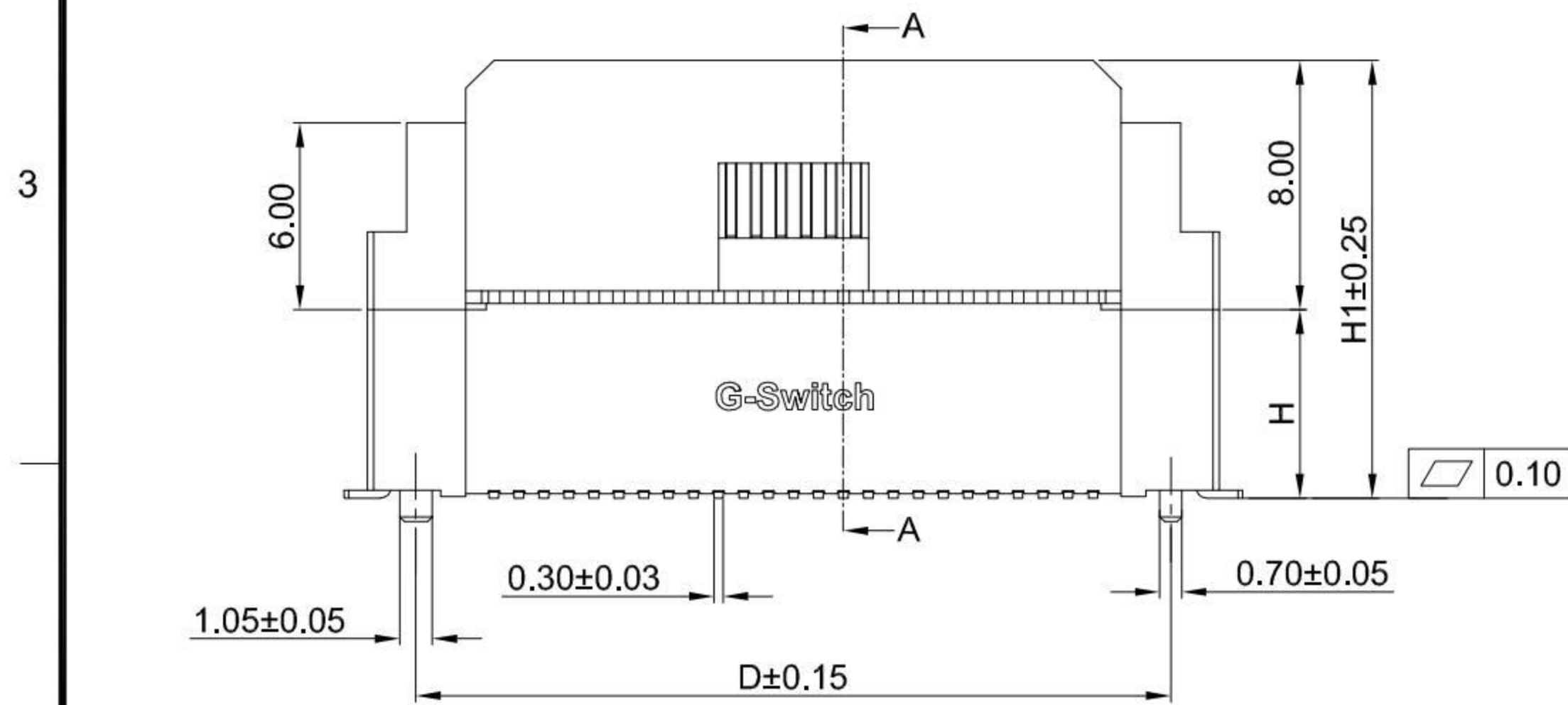


RECOMMENDED PCB LAYOUT
TOLERANCE:±0.05

GT-B0808 M S V XX -XX X XX 01

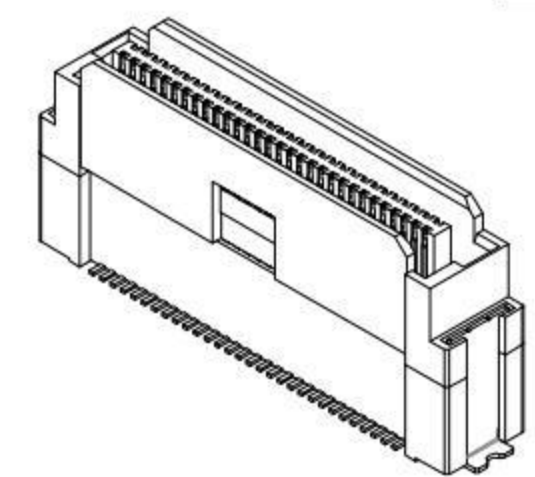
- G-Switch**
- Series No**
- M-Male**
- Termipoint**
S-SMT
- Angle**
V-180°
- Terminal Plating**
01-Au G/F
- Housing Colour**
B-Black
- Pin Q' PY**
20~160
- Height (H1)**
80-8.0mm
11-11.00mm
12-12.00mm
13-13.00mm
14-14.00mm



- G-Switch Specification:**
- Current rated: 0.5A AC/DC
 - Voltage rating: 100V AC/DC
 - Withstanding voltage: 200V AC for 1 min
 - Contact resistance: 30mΩ max.
 - Insulation resistance: 500MΩ min
 - Durability cycle: 50 Cycles
 - Removal force: 0.015kgf/Pin min
 - Operating temperature range: -40°C ~ +85°C

Ordering Information:

Circuit	Dimension(mm)					PLUG	Mated Height					H1	H
	A	B	C	D	E		Socket H1						
20	15.30	8.60	7.20	12.2	12.80	---	13.40	12.40	11.40	10.40	7.40	---	---
30	19.30	12.60	12.20	16.20	16.80	8.00	16.00	15.00	14.00	13.00	10.00	8.00	---
40	23.30	16.60	15.20	20.20	20.80	11.00	19.00	18.00	17.00	16.00	13.00	11.00	3.00
50	27.30	20.60	19.20	24.20	24.80	12.00	20.00	19.00	18.00	17.00	14.00	12.00	4.00
60	31.30	24.60	23.20	28.20	28.80	13.00	21.00	20.00	19.00	18.00	15.00	13.00	5.00
80	39.30	32.60	31.20	36.20	36.80	14.00	22.00	21.00	20.00	19.00	16.00	14.00	6.00
100	47.30	40.60	39.20	44.20	44.80	---	---	---	---	---	---	---	---
120	55.30	48.60	47.20	52.20	52.80	---	---	---	---	---	---	---	---
160	71.30	64.60	63.20	68.20	68.80	---	---	---	---	---	---	---	---



3	SOLDER TABS	BRASS	MATTE TIN
2	CONTACT	PHOSPHOR BRONZE	Gold Flash on Contact Area
1	HOUSING	LCP,94V-0	BLACK
NO.	PART NAME	MATERIAL	REMARK

SCALE: 1:1 UNIT: mm
 SIZE: A4

Title: BTB 0.80mm Pitch 180° Dual Rows SMT Type Mate Connector

Molde Code: GT-B0808MSVXX-XXXXX01

Unless otherwise General Tolerance:
 X ±0.40
 X.x ±0.30
 X.xx ±0.20
 X° ±5°
 X.x° ±3°

DRAWN	CHECKED	APPROVED	DATE
Xia	Hu	Chen	2022.12.28



REV: A0 SHEET: 1/1