
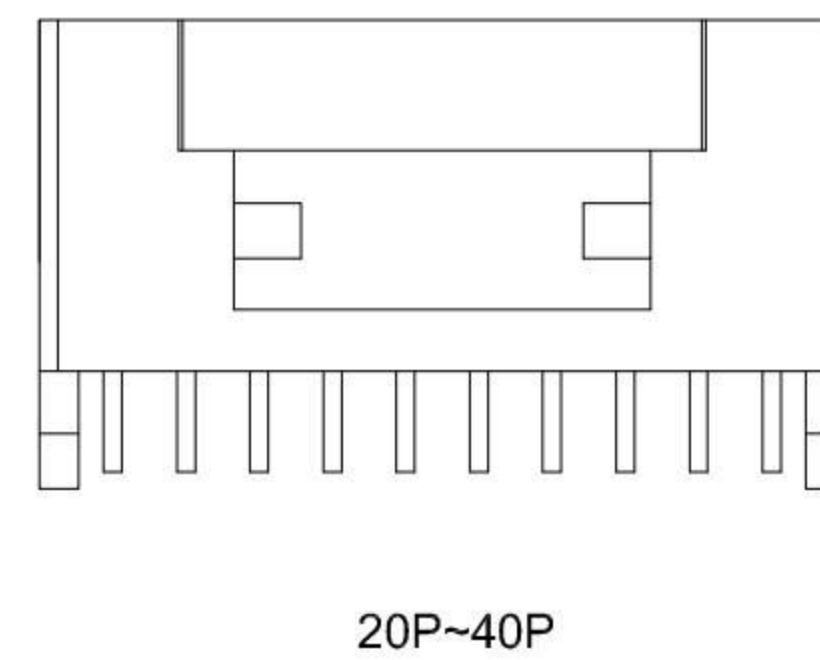
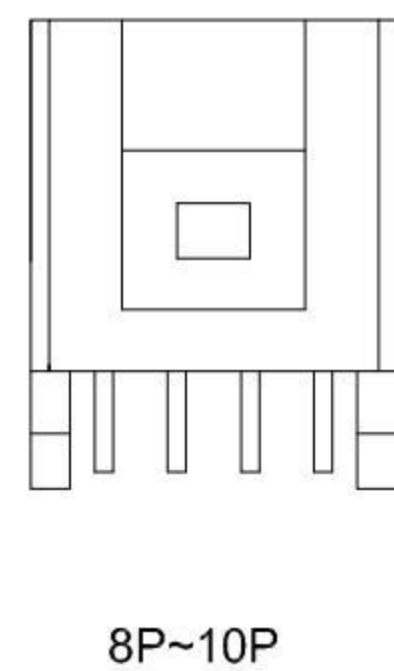
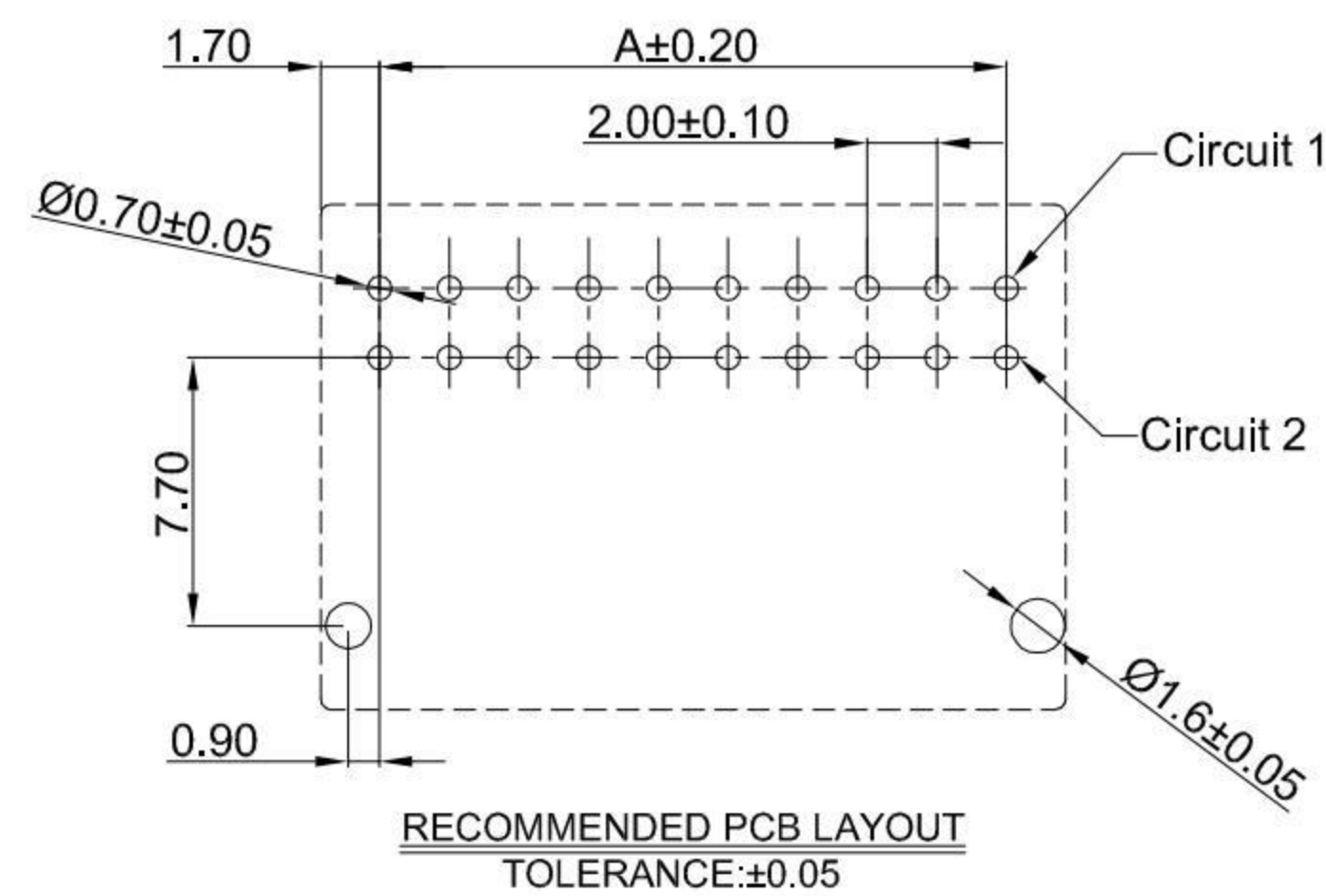
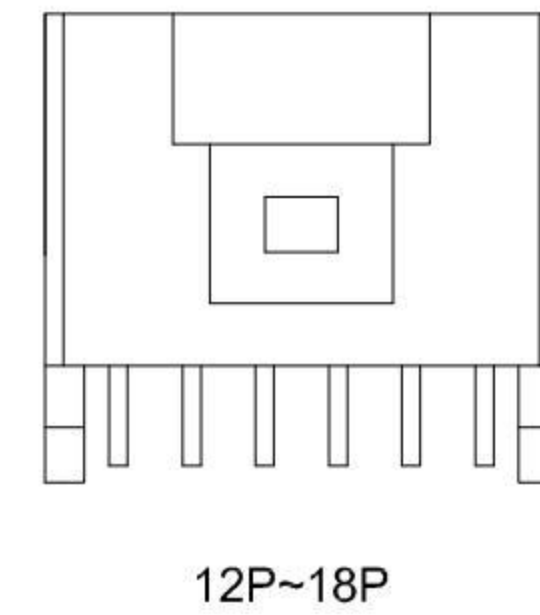
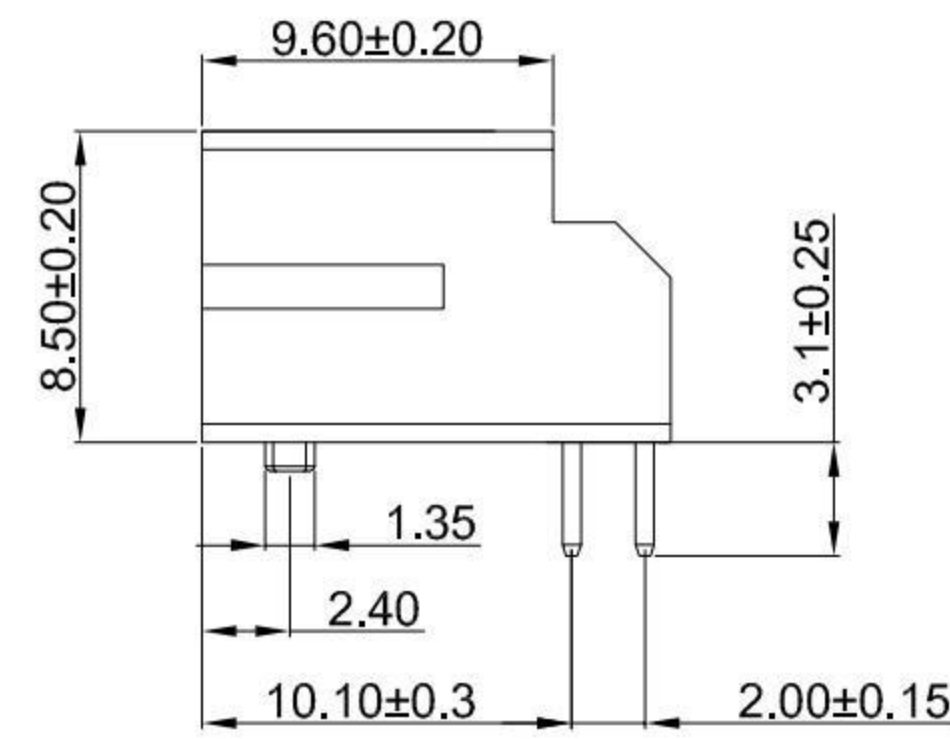
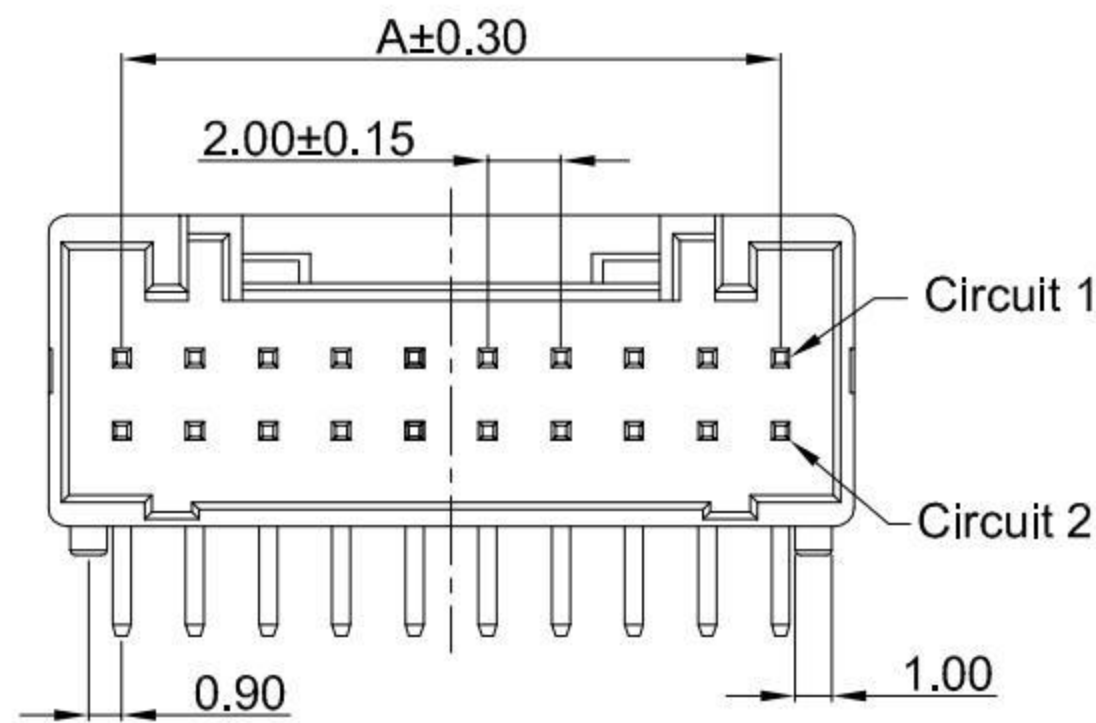


- G-Switch Specification:**
1. Current rated: 3.0A AC/DC
 2. Voltage rating: 250V AC/DC
 3. Withstanding voltage: 800V AC
 4. Contact resistance: 10mΩ max.
 5. Insulation resistance: 1000MΩ min
 6. Durability cycle: 30Cycles
 7. Removal force: 1.00kgf/Pin min
 8. Operating temperature range: -25°C ~ +85°C



GT-A2012 W R D -2 XX X XX 01

- G-Switch**
- Series No**
- Connector**
W-Wafer
- Angle**
R-90°
- Termipoint**
D-DIP
- Terminal Plating**
BT-Bright Tin
11-All G/F
- Housing Colour**
W-White
- Pin Q' PY**
08~40
- Row NO**
2-Dual Rows



Ordering Information:

Circuit	Dimensions(mm)		Circuit	Dimensions(mm)	
	A	B		A	B
08	6.00	10.00	26	24.00	28.00
10	8.00	12.00	28	26.00	30.00
12	10.00	14.00	30	28.00	32.00
14	12.00	16.00	32	30.00	34.00
16	14.00	18.00	34	32.00	36.00
18	16.00	20.00	36	34.00	38.00
20	18.00	22.00	38	36.00	40.00
22	20.00	24.00	40	38.00	42.00
24	22.00	26.00	---	---	---

2	PIN MATERIAL	BRASS	BRIGHT Tin/ALL G/F
1	HOUSING	PA66,94V-0	WHITE
NO.	PART NAME	MATERIAL	REMARK



SCALE: 1:1 UNIT: mm
SIZE: A4

Title: Wafer 2.00mm Pitch 90° PUD DIP
Type Dual Rows Connector

Molde Code: GT-A2012WRD-2XXXXX01

DRAWN	CHECKED	APPROVED	DATE
Hu	Hu	Chen	2021.10.20



REV: A0 SHEET: 1/2

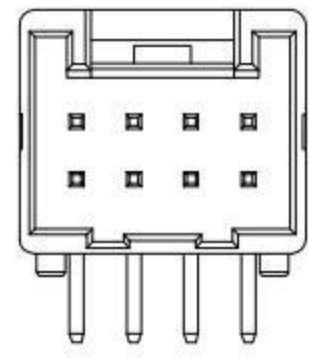
A

B

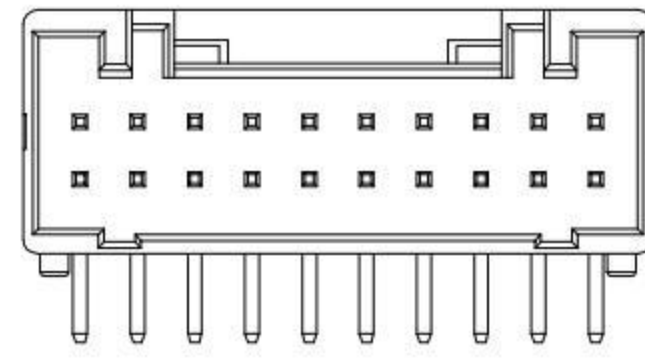
C

D

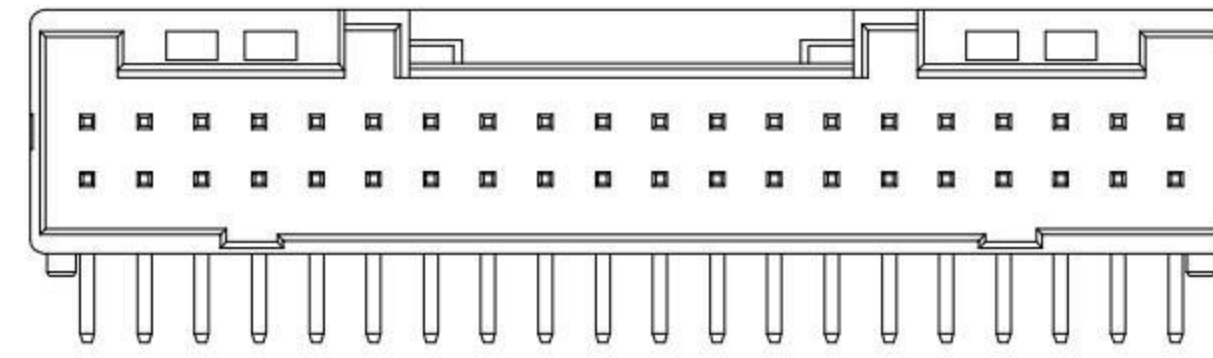
E



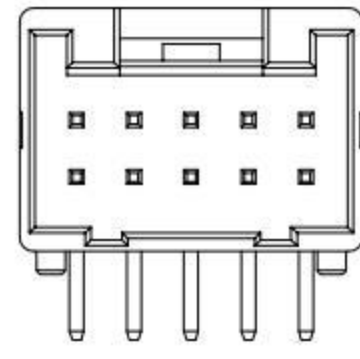
8Pin



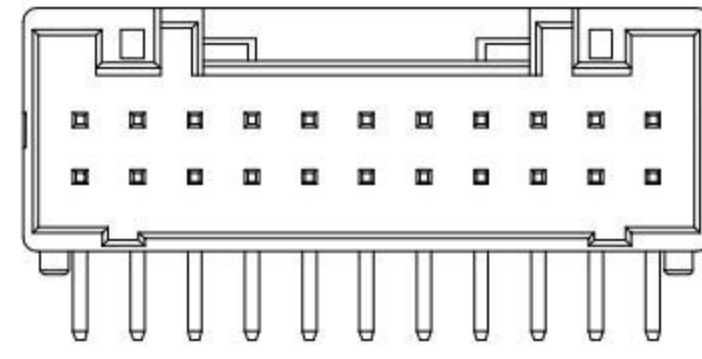
20Pin



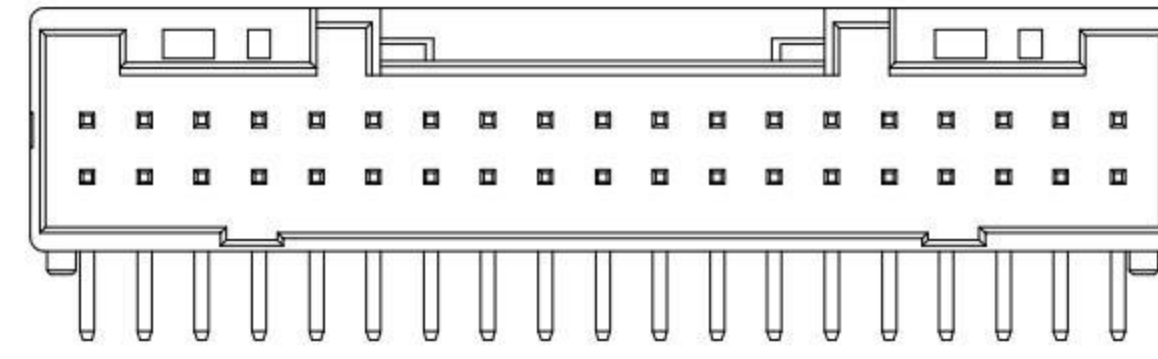
40Pin



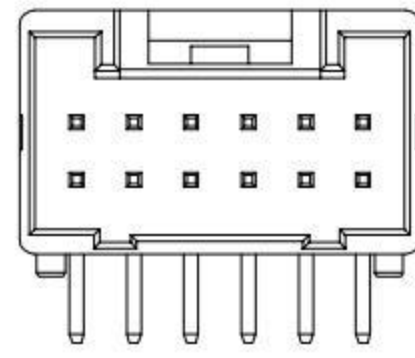
10Pin



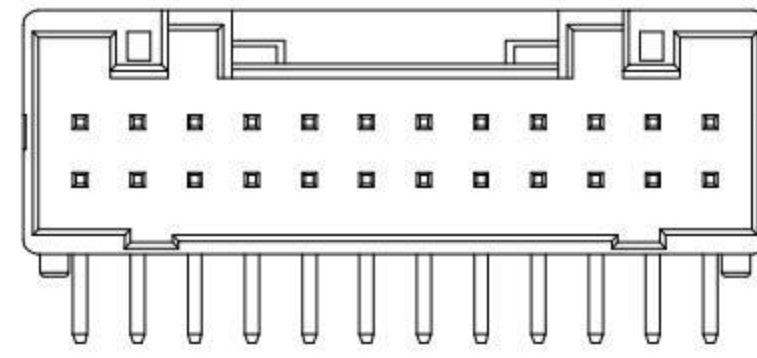
22Pin



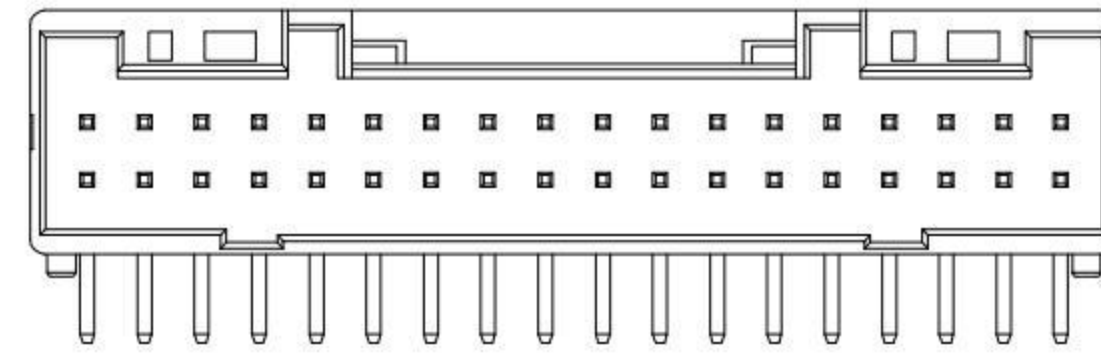
38Pin



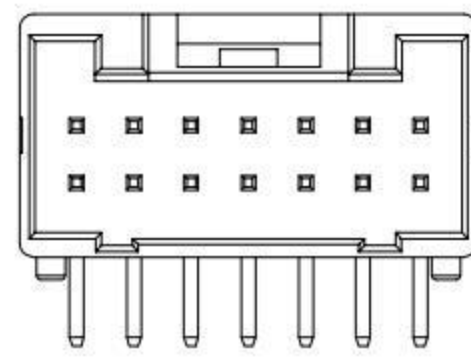
12Pin



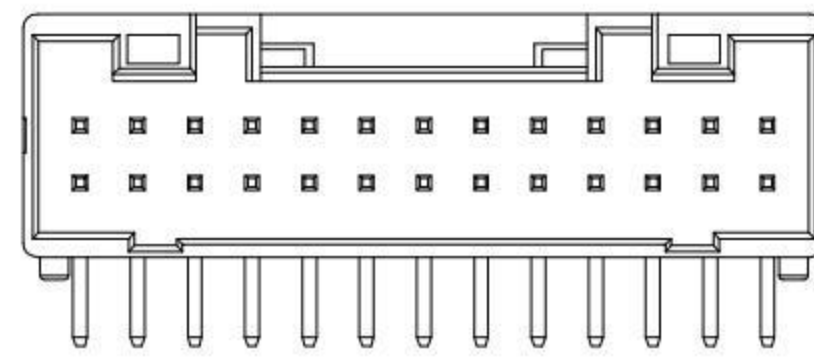
24Pin



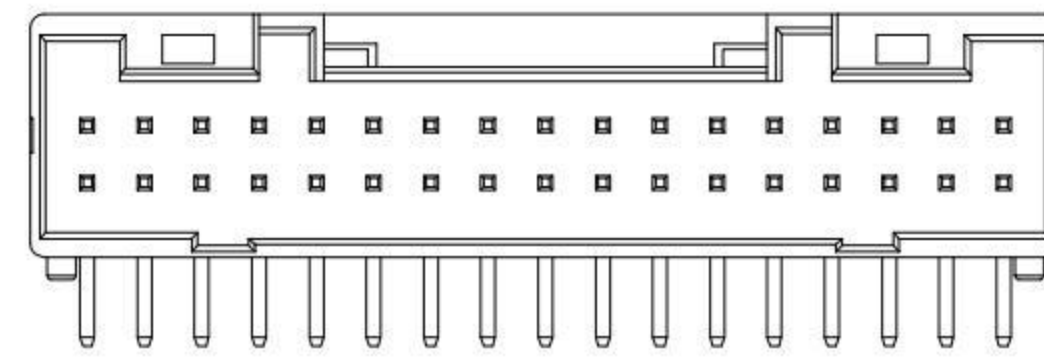
36Pin



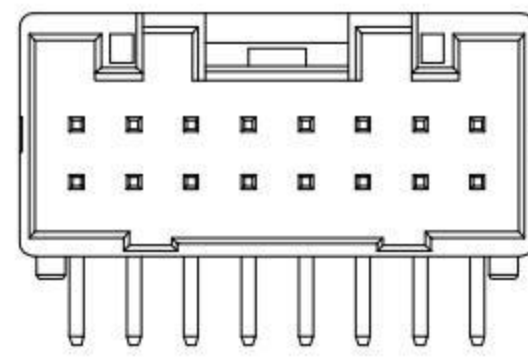
14Pin



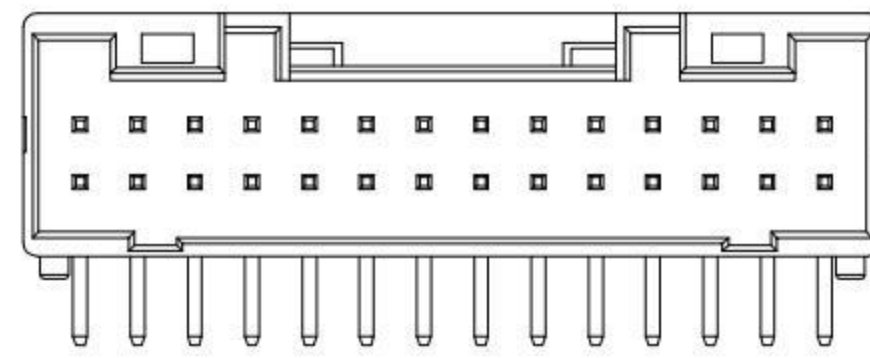
26Pin



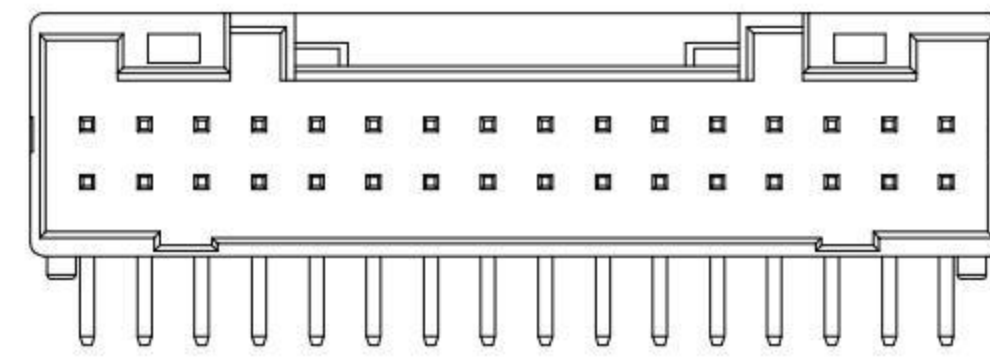
34Pin



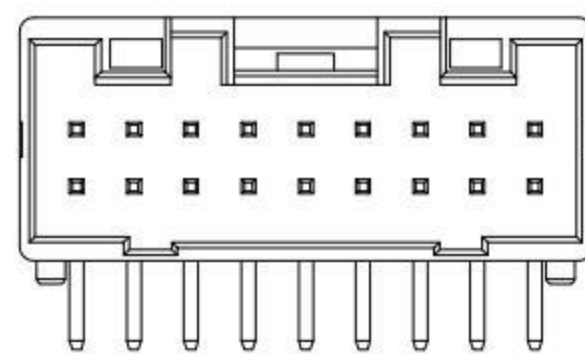
16Pin



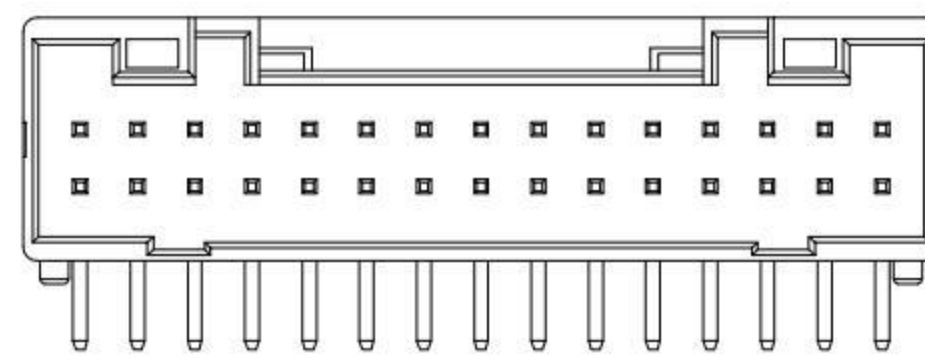
28Pin




32Pin



18Pin



30Pin



GT-A2012 W R D -2 XX X XX 01

G-Switch

Series No

Connector
W-Wafer

Angle
V-180°

Termpoint
D-DIP

Terminal Plating
BT-Bright Tin
11-All G/F

Housing Colour
W-White

Pin Q' PY
08~40

Row NO
2-Dual Rows

Ordering Information:

Circuit	Dimensions(mm)		Circuit	Dimensions(mm)	
	A	B		A	B
08	6.00	10.00	26	24.00	28.00
10	8.00	12.00	28	26.00	30.00
12	10.00	14.00	30	28.00	32.00
14	12.00	16.00	32	30.00	34.00
16	14.00	18.00	34	32.00	36.00
18	16.00	20.00	36	34.00	38.00
20	18.00	22.00	38	36.00	40.00
22	20.00	24.00	40	38.00	42.00
24	22.00	26.00	---	---	---

2	PIN MATERIAL	BRASS	BRIGHT Tin/ALL G/F
1	HOUSING	PA66,94V-0	WHITE
NO.	PART NAME	MATERIAL	REMARK



SCALE: 1:1 UNIT: mm
SIZE: A4

Unless otherwise
General Tolerance:
X ±0.40
X.x ±0.30
X.xx ±0.20
X° ±5°
X.x° ±3°

Title: Wafer 2.00mm Pitch 90° PUD DIP
Type Dual Rows Connector

Molde Code: GT-A2012WRD-2XXXXX01

DRAWN	CHECKED	APPROVED	DATE
Hu	Hu	Chen	2021.10.20



REV: A0 SHEET: 2/2

A

B

C

D

E

1

2

3

4

5

1

2

3

4

5