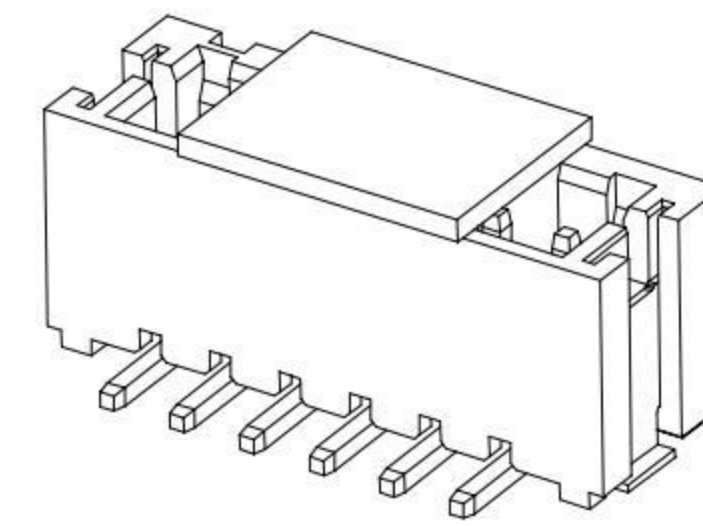
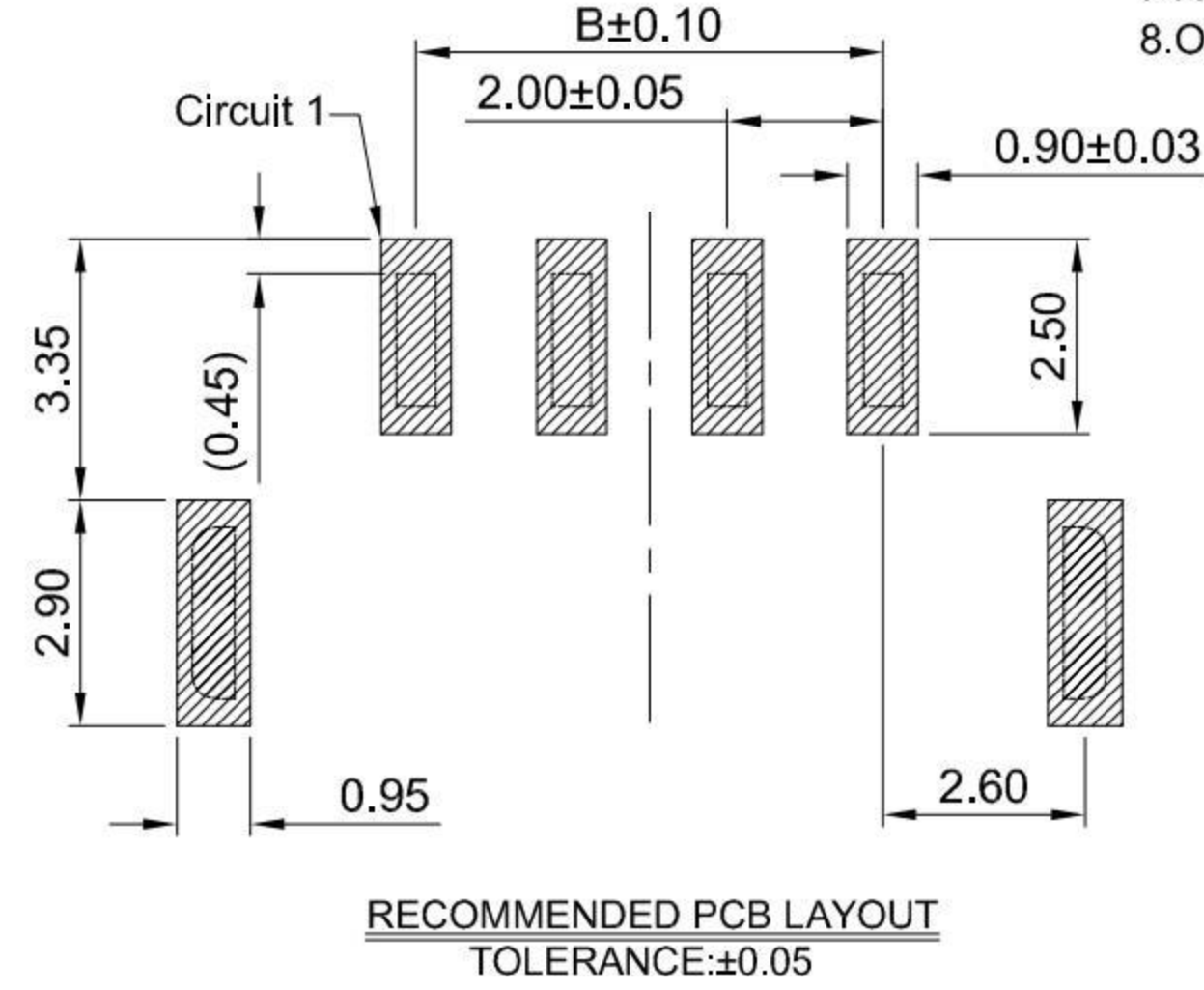
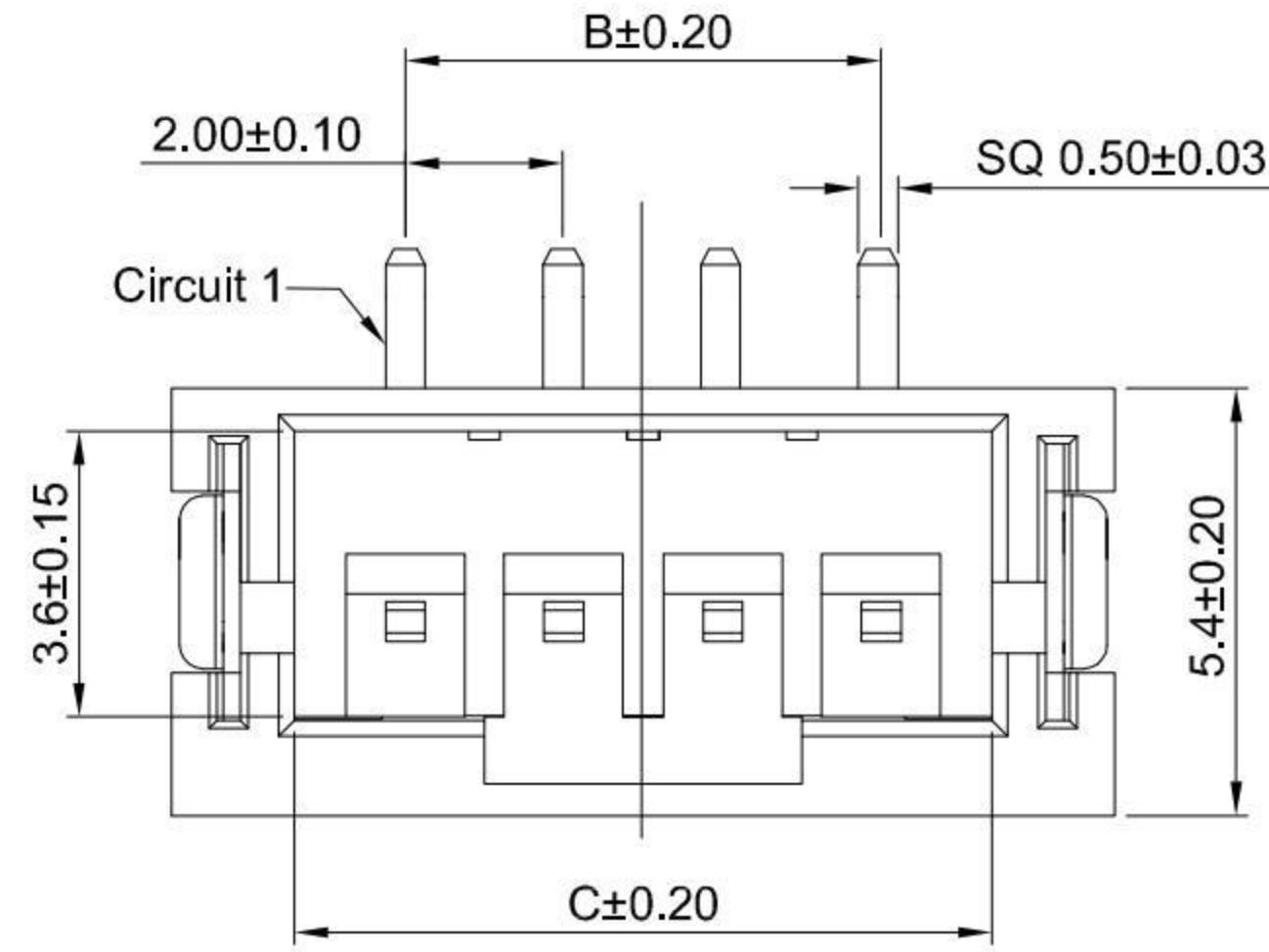



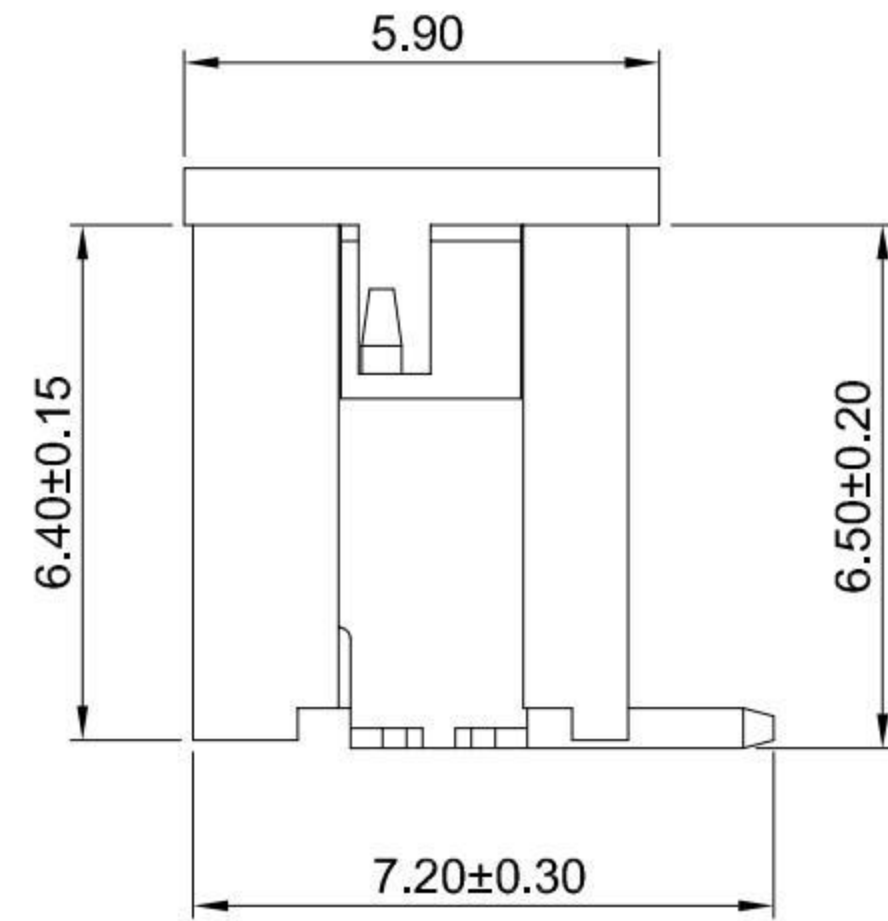
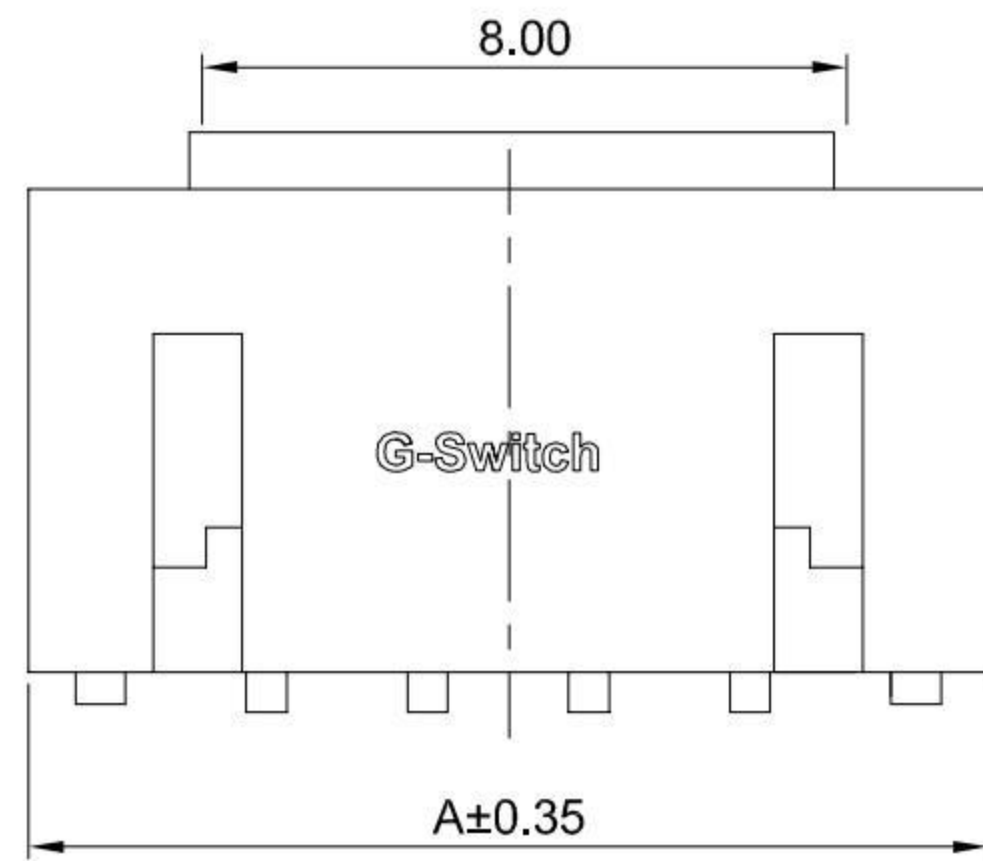
**G-Switch Specification:**

- 1.Current rated: 2.0A AC/DC
- 2.Voltage rating: 100V AC/DC
- 3.Withstanding voltage: 800V AC
- 4.Contact resistance: 10mΩ max.
- 5.Insulation resistance: 1000MΩ min
- 6.Durability cycle: 30Cycles
- 7.Removal force: 1.20kgf/Pin min
- 8.Operating temperature range: -25°C ~ +85°C



GT-A2001 W V S -1 XX X XX 01

- G-Switch
- Series No
- Connector W-Wafer
- Angle V-180°
- Termpoint S-SMT
- Terminal Plating BT-Bright Tin
- Housing Colour S-Nature
- Pin Q' PY 02~16
- Row NO 1-Single Row



- 0.10 02-08Pin
- 0.15 09-16Pin

**Ordering Information:**

Circuit	Dimensions(mm)			Circuit	Dimensions(mm)		
	A	B	C		A	B	C
02	7.90	--	4.80	12	27.90	22.00	24.80
03	9.90	4.00	6.80	13	29.90	24.00	26.80
04	11.90	6.00	8.80	14	31.90	26.00	28.80
05	13.90	8.00	10.80	15	33.90	28.00	30.80
06	15.90	10.00	12.80	16	35.90	30.00	32.80
07	17.90	12.00	14.80	17	37.90	32.00	34.80
08	19.90	14.00	16.80	18	39.90	34.00	36.80
09	21.90	16.00	18.80	19	41.90	36.00	38.80
10	23.90	18.00	20.80	20	43.90	38.00	40.80
11	25.90	20.00	22.80	--	--	--	--

3	SOLDER TABS	BRASS	BRIGHT Tin
2	PIN MATERIAL	BRASS	BRIGHT Tin
1	HOUSING	LCP,94V-0	NATURE
NO.	PART NAME	MATERIAL	REMARK



SCALE: 1:1 UNIT: mm  
 SIZE: A4

Title: Wafer 2.00mm Pitch 180° PH SMT Type Connector

Unless otherwise General Tolerance:  
 X ±0.40  
 X.x ±0.30  
 X.xx ±0.20  
 X° ±5°  
 X.x° ±3°

Molde Code: GT-A2001WVS-1XXXXX01

DRAWN	CHECKED	APPROVED	DATE
Hu	Hu	Chen	2021.10.18



REV: A0 SHEET: 1/1