

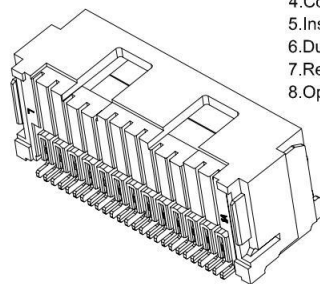
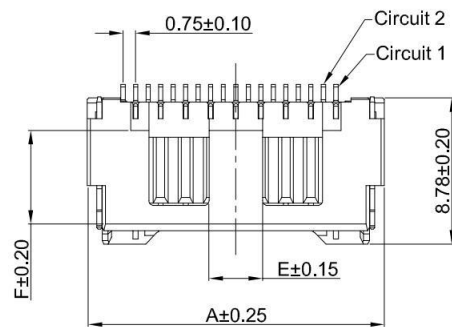
A

B

C


D

E



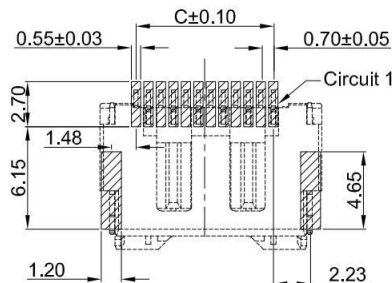
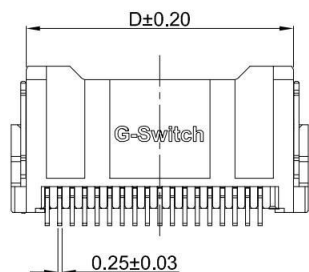
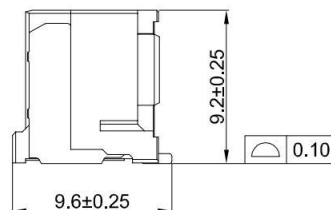
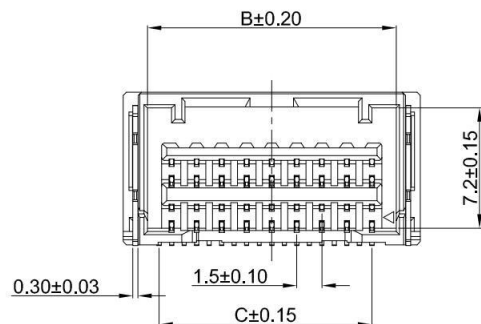
**G-Switch Specification:**

- 1.Current rated: 2.0A AC/DC
- 2.Voltage rating: 100V AC/DC
- 3.Withstanding voltage: 500V AC
- 4.Contact resistance: 20mΩ max.
- 5.Insulation resistance: 500MΩ min
- 6.Durability cycle: 50Cycles
- 7.Removal force: 0.3kgf/Pin min
- 8.Operating temperature range: -40°C ~ +125°C



**GT-A1515 W R S -2 XX X XX 01**

- G-Switch**
- Series No**
- Connector**  
W-Wafer
- Angle**  
R-90°
- Termipoint**  
S-SMT
- Terminal Plating**  
MT-Matte Tin  
11-All G/F
- Housing Colour**  
S-Nature
- Pin Q' PY**  
08-26
- Row NO**  
2-Dual Rows



**RECOMMENDED PCB LAYOUT**  
TOLERANCE:±0.05

**Ordering Information:**

Circuit	Dimensions(mm)					
	A	B	C	D	E	F
08	10.30	7.40	8.50	4.50	3.60	2.75
10	11.80	8.90	10.00	6.00	3.60	2.75
12	13.30	10.40	11.50	7.50	2.30	5.60
14	14.80	11.90	13.00	9.00	2.50	5.60
16	16.30	13.40	14.50	10.50	2.50	5.60
18	17.80	14.90	16.00	12.00	3.20	5.60
20	19.30	16.40	17.50	13.50	3.20	5.60
22	20.80	17.90	19.00	15.00	4.20	5.60
24	22.30	19.40	20.50	16.50	5.20	5.60
26	23.80	20.90	22.00	18.00	5.20	5.60

3	SOLDER TABS	BRASS	MATTE Tin
2	PIN MATERIAL	PHOSPHOR BRONZE	MATTE Tin /AI G/F
1	HOUSING	LCP,94V-0	NATURE
NO.	PART NAME	MATERIAL	REMARK



SCALE: 1:1 UNIT: mm  
 SIZE: A4

Unless otherwise  
 General Tolerance:  
 X ±0.40  
 X.x ±0.30  
 X.xx ±0.20  
 X° ±5°  
 X.x° ±3°

Title: Wafer 1.50mm Pitch 90° MX Dual Rows SMT Type Connector

Molde Code: GT-A1515WRS-2XXXXX01

DRAWN	CHECKED	APPROVED	DATE
Hu	Chen	Chen	2022.12.28



REV: A0 SHEET: 1/2

A

B

C

D

E

A


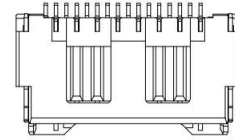
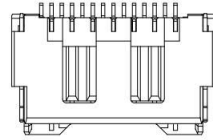
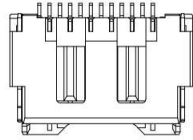
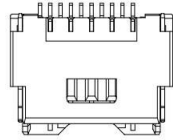
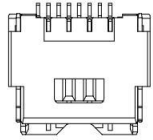
B

C

D

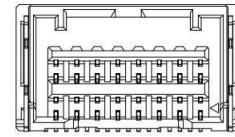
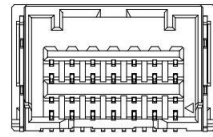
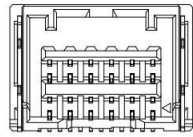
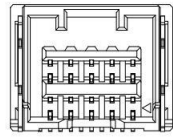
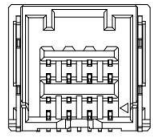
E

1



1

2



2

8Pin

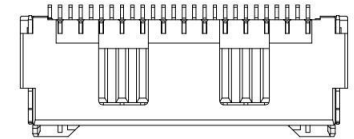
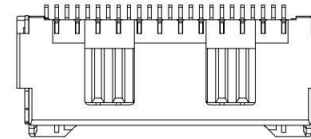
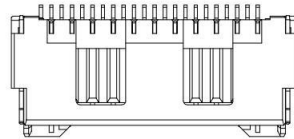
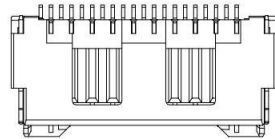
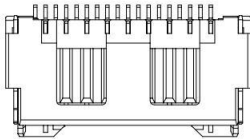
10Pin

12Pin

14Pin

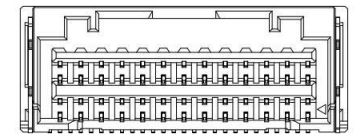
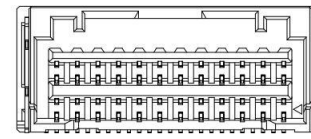
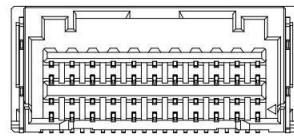
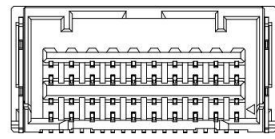
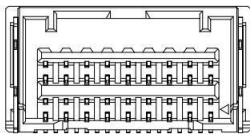
16Pin

3



3

4



4

18Pin

20Pin

22Pin

24Pin

26Pin

5

3	SOLDER TABS	BRASS	MATTE Tin
2	PIN MATERIAL	PHOSPHOR BRONZE	MATTE Tin /AI G/F
1	HOUSING	LCP,94V-0	NATURE
NO.	PART NAME	MATERIAL	REMARK



SCALE: 1:1 UNIT: mm

SIZE: A4

Unless otherwise  
General Tolerance:

X ±0.40

X.x ±0.30

X.xx ±0.20

X° ±5°

X.x° ±3°

Title: Wafer 1.50mm Pitch 90° MX Dual Rows  
SMT Type Connector

Molde Code: GT-A1515WRS-2XXXXX01

DRAWN	CHECKED	APPROVED	DATE
Hu	Chen	Chen	2022.12.28

品赞科技®  
**b-Switch**  
www.dg-switch.com

REV: A0

SHEET: 1/2

5

A

B

C

D

E