


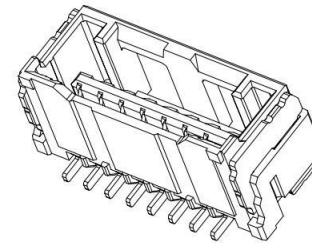
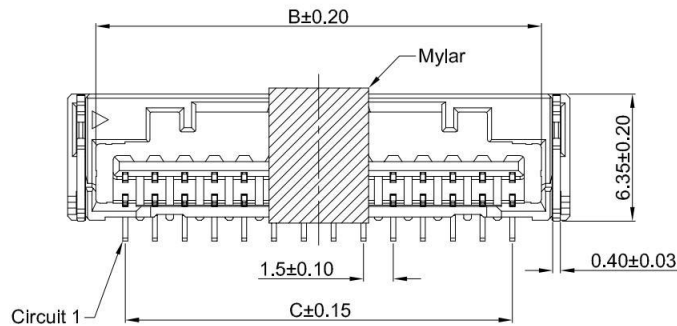
RECOMMENDED PCB LAYOUT
TOLERANCE:±0.05



GT-A1515 W V S -1 XX X XX 01

G-Switch
Series No
Connector
W-Wafer
Angle
V-180°
Termipoint
S-SMT

Terminal Plating
MT-Matte Tin
11-All G/F
Housing Colour
S-Nature
Pin Q' PY
02-13
Row NO
1-Single Row

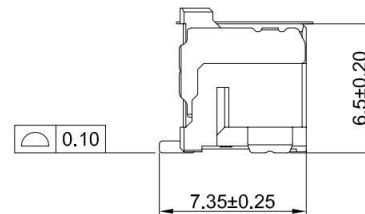
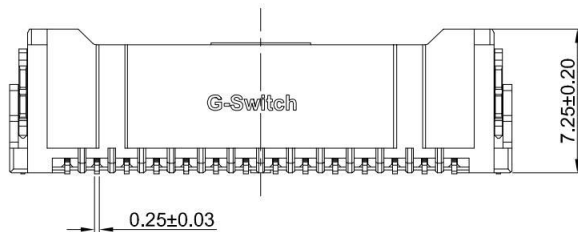


G-Switch Specification:

- 1.Current rated: 2.0A AC/DC
- 2.Voltage rating: 100V AC/DC
- 3.Withstanding voltage: 500V AC
- 4.Contact resistance: 20mΩ max.
- 5.Insulation resistance: 500MΩ min
- 6.Durability cycle: 50Cycles
- 7.Removal force: 0.3kgf/Pin min
- 8.Operating temperature range: -40°C ~ +125°C

Ordering Information:

Circuit	Dimensions(mm)			Circuit	Dimensions(mm)		
	A	B	C		A	B	C
02	7.30	4.45	---	09	17.80	14.95	12.00
03	8.80	5.95	3.00	10	19.30	16.45	13.50
04	10.30	7.45	4.50	11	20.80	17.95	15.00
05	11.80	8.95	6.00	12	22.30	19.45	16.50
06	13.30	10.45	7.50	13	23.80	20.95	18.00
07	14.80	11.95	9.00	14	25.30	22.45	19.50
08	16.30	13.45	10.50	15	26.80	23.95	21.00



NO.	PART NAME	MATERIAL	REMARK
3	SOLDER TABS	BRASS	BRIGHT Tin
2	PIN MATERIAL	PHOSPHOR BRONZE	MATTE Tin /AI G/F
1	HOUSING	LCP,94V-0	NATURE



SCALE: 1:1 UNIT: mm
 SIZE: A4

Unless otherwise
 General Tolerance:
 X ±0.40
 X.x ±0.30
 X.xx ±0.20
 X° ±5°
 X.x° ±3°

Title: Wafer 1.50mm Pitch 180° MX Single Row SMT Type Connector

Molde Code: GT-A1515WVS-1XXXXX01

DRAWN	CHECKED	APPROVED	DATE
Hu	Chen	Chen	2022.12.28



REV: A0 SHEET: 1/2

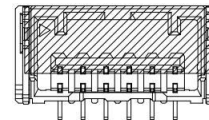
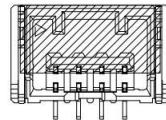
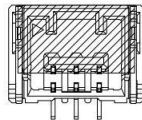
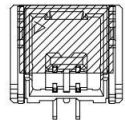
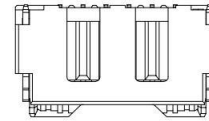
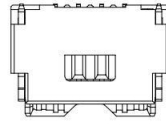
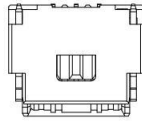
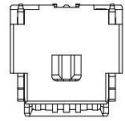
A

B

C

D

E

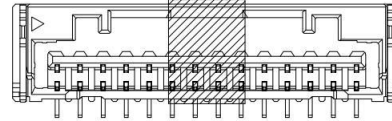
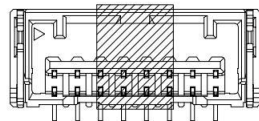
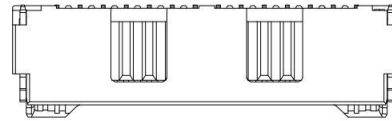
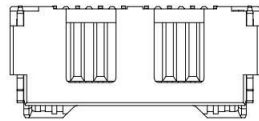


2Pin

3Pin


4-5Pin

6-7Pin



8-11Pin

12-15Pin



GT-A1515 W V S -1 XX X XX 01

G-Switch

Series No

Connector
W-WaferAngle
V-180°Termipoint
S-SMTTerminal Plating
MT-Matte Tin
11-All G/FHousing Colour
S-NaturePin Q' PY
02-13Row NO
1-Single Row**G-Switch Specification:**

- 1.Current rated: 2.0A AC/DC
- 2.Voltage rating: 100V AC/DC
- 3.Withstanding voltage: 500V AC
- 4.Contact resistance: 20mΩ max.
- 5.Insulation resistance: 500MΩ min
- 6.Durability cycle: 50Cycles
- 7.Removal force: 0.3kgf/Pin min
- 8.Operating temperature range: -40°C ~ +125°C

Ordering Information:

Circuit	Dimensions(mm)			Circuit	Dimensions(mm)		
	A	B	C		A	B	C
02	7.30	4.45	---	09	17.80	14.95	12.00
03	8.80	5.95	3.00	10	19.30	16.45	13.50
04	10.30	7.45	4.50	11	20.80	17.95	15.00
05	11.80	8.95	6.00	12	22.30	19.45	16.50
06	13.30	10.45	7.50	13	23.80	20.95	18.00
07	14.80	11.95	9.00	14	25.30	22.45	19.50
08	16.30	13.45	10.50	15	26.80	23.95	21.00

SCALE: 1:1 UNIT: mm

SIZE: A4

Unless otherwise
General Tolerance:

X	±0.40
X.x	±0.30
X.xx	±0.20
X°	±5°
X.x°	±3°

Title: Wafer 1.50mm Pitch 180° MX Single Row
SMT Type Connector

Molde Code: GT-A1515WVS-1XXXXX01

DRAWN	CHECKED	APPROVED	DATE
Hu	Chen	Chen	2022.12.28

品赞科技®
www.dg-switch.com

REV: A0

SHEET: 2/2

NO.	PART NAME	MATERIAL	REMARK
3	SOLDER TABS	BRASS	BRIGHT Tin
2	PIN MATERIAL	PHOSPHOR BRONZE	MATTE Tin /AI G/F
1	HOUSING	LCP,94V-0	NATURE



A

B

C

D

E