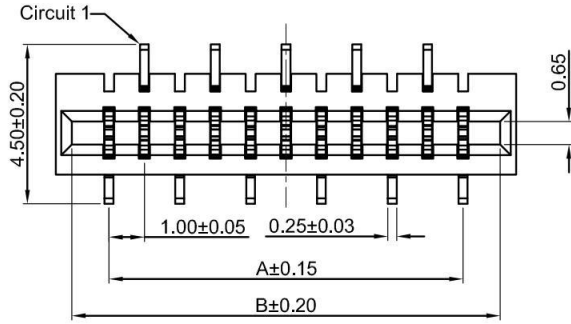


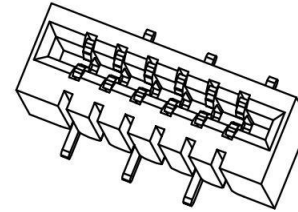


DETAIL A



**G-Switch Specification:**

1. Current rated: 0.5A AC/DC
2. Voltage rating: 50V AC/DC
3. Withstanding voltage: 200V AC
4. Contact resistance: 30mΩ max.
5. Insulation resistance: 800MΩ min
6. Durability cycle: 20Cycles
7. Removal force: 0.04kgf/Pin min
8. Operating temperature range: -25°C ~ +85°C



GT-F1009 S V 44 -XX X XX 01

G-Switch

Series No

Termpoint  
S-SMT

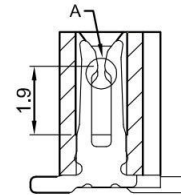
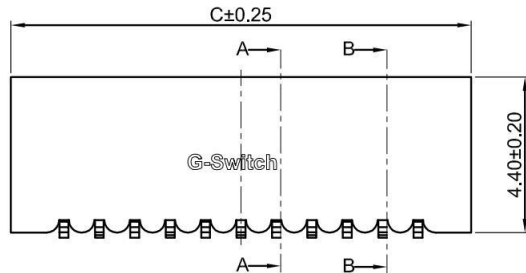
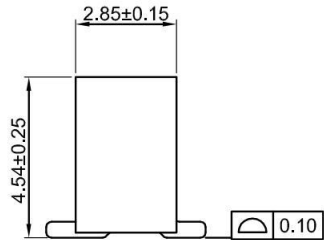
Angle  
V-180°

Terminal Plating  
BT-Bright Tin

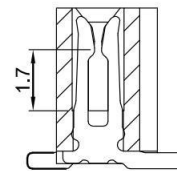
Housing Colour  
S-Nature  
B-Black

Pin Q' PY  
04~34

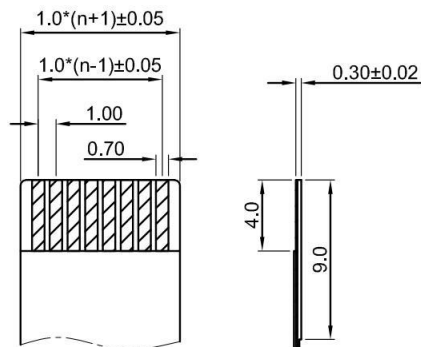
Height  
44-4.40mm



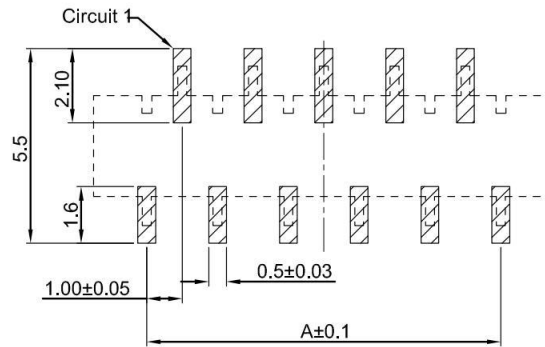
SECTION A-A



SECTION B-B



PROPER CABLE (SCALE 2:1)



RECOMMENDED PCB LAYOUT  
TOLERANCE:±0.05

**Ordering Information:**

Circuit	Dimensions(mm)			Circuit	Dimensions(mm)		
	A	B	C		A	B	C
04	3.00	5.10	6.00	20	19.00	21.10	22.00
05	4.00	6.10	7.00	21	20.00	22.10	23.00
06	5.00	7.10	8.00	22	21.00	23.10	24.00
07	6.00	8.10	9.00	23	22.00	24.10	25.00
08	7.00	9.10	10.00	24	23.00	25.10	26.00
09	8.00	10.10	11.00	25	24.00	26.10	27.00
10	9.00	11.10	12.00	26	25.00	27.10	28.00
11	10.00	12.10	13.00	27	26.00	28.10	29.00
12	11.00	13.10	14.00	28	27.00	29.10	30.00
13	12.00	14.10	15.00	29	28.00	30.10	31.00
14	13.00	15.10	16.00	30	29.00	31.10	32.00
15	14.00	16.10	17.00	31	30.00	32.10	33.00
16	15.00	17.10	18.00	32	31.00	33.10	34.00
17	16.00	18.10	19.00	33	32.00	34.10	35.00
18	17.00	19.10	20.00	34	33.00	35.10	36.00
19	18.00	20.10	21.00	---	---	---	---

SCALE: 1:1 UNIT: mm  
SIZE: A4

Title: FPC 1.00mm Pitch 180° SMT Double Row  
Double Double Sided Welding

Unless otherwise  
General Tolerance:  
X ±0.40  
X.x ±0.30  
X.xx ±0.20  
X° ±5°  
X.x° ±3°

Molde Code: GT-F1009SV44-XXXXX01

DRAWN	CHECKED	APPROVED	DATE
Jiang	Hu	Chen	2021.06.28



REV: A0 SHEET: 1/1

NO.	PART NAME	MATERIAL	REMARK
2	CONTACT	PHOSPHOR BRONZE	BRIGHT Tin
1	HOUSING	LCP,94V-0	NATURE OR BLACK

