

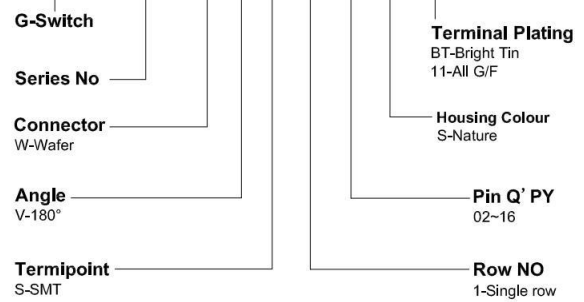
RECOMMENDED PCB LAYOUT
TOLERANCE:±0.05

G-Switch Specification:

- 1.Current rated: 2A AC/DC
- 2.Voltage rating: 100V AC/DC
- 3.Withstanding voltage:500V AC
- 4.Contact resistance: 20mΩ max.
- 5.Insulation resistance: 500MΩ min
- 6.Durability cycle: 30Cycles
- 7.Removal force: 1.0kgf/Pin min
- 8.Operating temperature range: -25°C ~ +85°C



GT-A1504 W V S -1 XX X XX 01



Ordering Information:

Circuit	Dimensions(mm)			Circuit	Dimensions(mm)		
	A	B	C		A	B	C
02	7.50	3.75	---	10	19.50	15.75	13.50
03	9.00	5.25	3.00	11	21.00	17.25	15.00
04	10.50	6.75	4.50	12	22.50	18.75	16.50
05	12.00	8.25	6.00	13	24.00	20.25	18.00
06	13.50	9.75	7.50	14	25.50	21.75	19.50
07	15.00	11.25	9.00	15	27.00	23.25	21.00
08	16.50	12.75	10.50	16	28.50	24.75	22.50
09	18.00	14.25	12.00	---	---	---	---

NO.	PART NAME	MATERIAL	REMARK
3	SOLDER TABS	BRASS	BRIGHT Tin
2	CONTACT	PHOSPHOR BRONZE	BRIGHT Tin or ALL G/F
1	HOUSING	PA9T, 94V-0	NATURE



SCALE: 1:1	UNIT: mm
SIZE: A4	
Unless otherwise General Tolerance:	
X	±0.40
X.x	±0.30
X.xx	±0.20
X*	±5°
X.x°	±3°

Title: Wafer 1.50mm Pitch 180° SMT Type Single Row Connector			
Molde Code: GT-A1504WVS-1XXXXX01			
DRAWN	CHECKED	APPROVED	DATE
Hu	Hu	Chen	2021.10.20



REV: A0	SHEET: 1/2
---------	------------

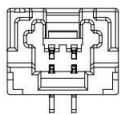
A

B

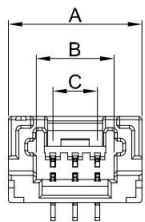
C

D

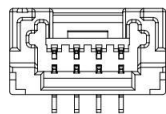
E



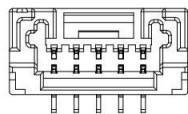
2PIN



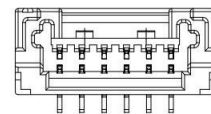
3PIN



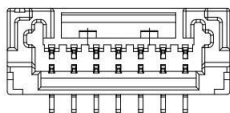
4PIN



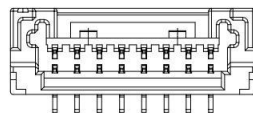
5PIN



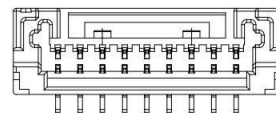
6PIN



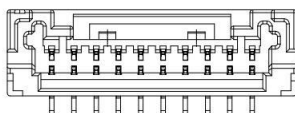
7PIN



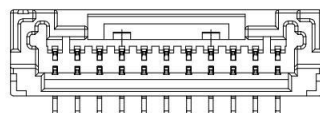
8PIN



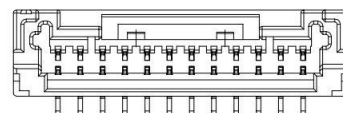
9PIN



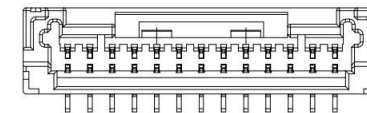
10PIN



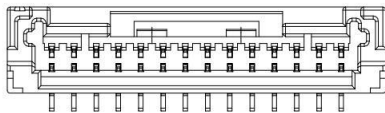
11PIN



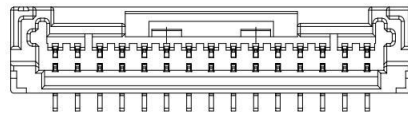
12PIN



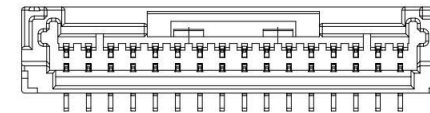
13PIN



14PIN



15PIN



16PIN



3	SOLDER TABS	BRASS	BRIGHT Tin
2	CONTACT	PHOSPHOR BRONZE	BRIGHT Tin or ALL G/F
1	HOUSING	PA9T, 94V-0	NATURE
NO.	PART NAME	MATERIAL	REMARK



SCALE: 1:1 UNIT: mm

SIZE: A4

Unless otherwise
General Tolerance:

X	±0.40
X.x	±0.30
X.xx	±0.20
X*	±5°
X.x°	±3°

Title: Wafer 1.50mm Pitch 180° SMT Type
Single Row Connector

Molde Code: GT-A1504WVS-1XXXXX01

DRAWN	CHECKED	APPROVED	DATE
Hu	Hu	Chen	2021.10.20

品赞科技®
b-Switch
www.dg-switch.com

REV: A0

SHEET: 2/2

A

B

C

D

E