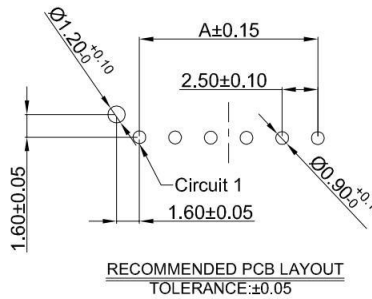
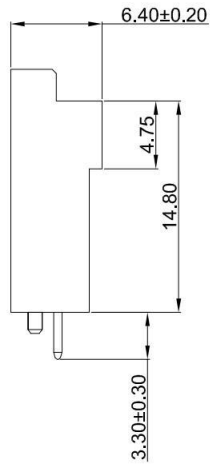
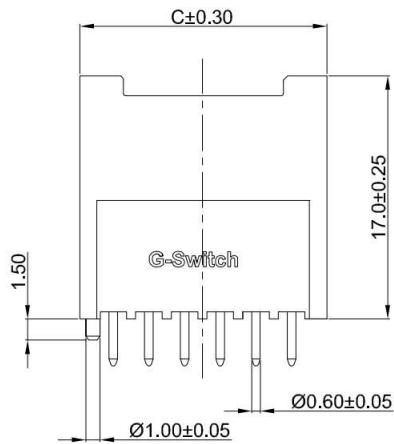


02-05Pin



G-Switch Specification:

- 1.Current rated: 3.0A AC/DC
- 2.Voltage rating: 250V AC/DC
- 3.Withstanding voltage: 1000V AC
- 4.Contact resistance: 10mΩ max.
- 5.Insulation resistance: 1000MΩ min
- 6.Durability cycle: 50Cycles
- 7.Removal force: 2.0kgf/Pin min
- 8.Operating temperature range: -25°C ~ +85°C



GT-A2508 W V D 1-1 XX X XX 01

- G-Switch**
- Series No**
- Connector**
W-Wafer
- Angle**
V-180°
- Termipoint**
D-DIP
- Terminal Plating**
BT-Bright Tin
- Housing Colour**
S-Nature
- Pin Q' PY**
02~15
- Row NO**
1-Single Row
- Type**
1-Type 1

Ordering Information:

Circuit	Dimensions(mm)			Circuit	Dimensions(mm)		
	A	B	C		A	B	C
02	---	5.80	7.50	09	20.00	23.30	25.00
03	5.00	8.30	10.00	10	22.50	25.80	27.50
04	7.50	10.80	12.50	11	25.00	28.30	30.00
05	10.00	13.30	15.00	12	27.50	30.80	32.50
06	12.50	15.80	17.50	13	30.00	33.30	35.00
07	15.00	18.30	20.00	14	32.50	35.80	37.50
08	17.50	20.80	22.50	15	35.00	38.30	40.00

2	PIN MATERIAL	BRASS	BRIGHT Tin
1	HOUSING	PA66,94V-0	NATURE
NO.	PART NAME	MATERIAL	REMARK



SCALE: 1:1 UNIT: mm
SIZE: A4

Unless otherwise General Tolerance:
X ±0.40
X.x ±0.30
X.xx ±0.20
X° ±5°
X.x° ±3°

Title: Wafer 2.50mm Pitch XA 180° DIP With Lock Type Single Row Connector

Molde Code: GT-A2508WVD1-1XXXXX01

DRAWN	CHECKED	APPROVED	DATE
Hu	Hu	Chen	2022.12.28



REV: A0 SHEET: 1/1