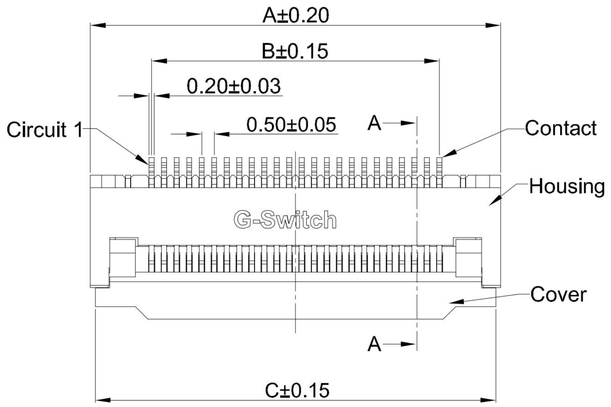

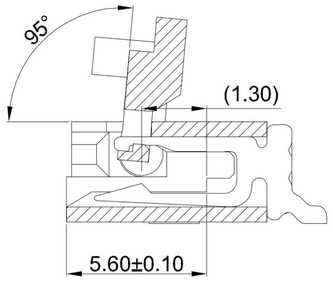

SECION:A-A

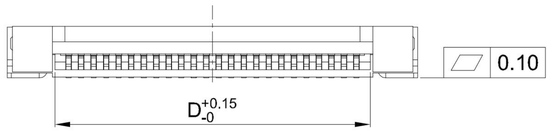

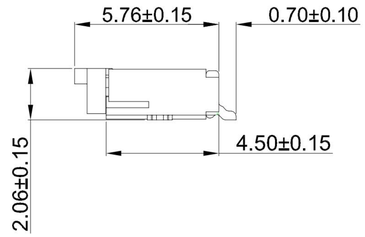

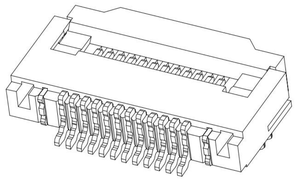

G-Switch Specification:

1.Current rated: 0.4A AC/DC
2.Voltage rating: 50V AC/DC
3.Withstanding voltage: 200V AC for 1 min
4.Contact resistance: 20mΩ max.
5.Insulation resistance: 50MΩ min
6.Durability cycle: 20Cycles
7.Removal force: 0.04kgf/Pin min
8.Operating temperature range: -25°C ~ +85°C

GT-F0502 S R 20 -XX X XX 01

- **G-Switch**
- **Series No**
- **Termipoint** S-SMT
- **Angle** R-90°
- **Height** 20-2.06mm
- **Pin Q' PY** 04~80
- **Housing Colour** S-Nature
- **Terminal Plating** 11-All Au G/F, MT-Matte Tin

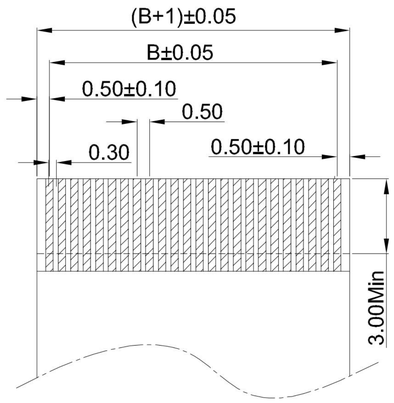

Applicable FPC

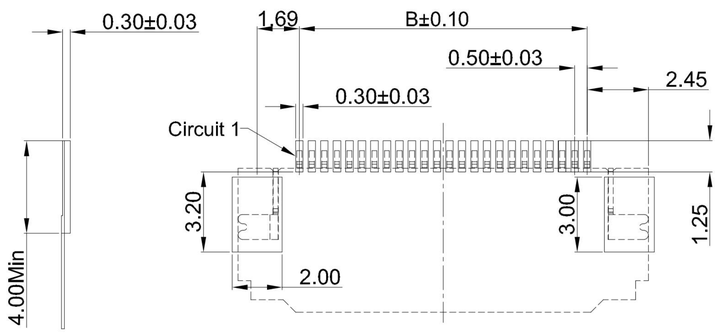

RECOMMENDED PCB LAYOUT
TOLERANCE:±0.05

Ordering Information:

Circuit	Dimensions(mm) A	B	C	D	Circuit	Dimensions(mm) A	B	C	D	Circuit	Dimensions(mm) A	B	C	D	Circuit	Dimensions(mm) A	B	C	D
04	6.40	1.50	6.00	2.50	24	16.40	11.50	16.00	12.50	44	26.40	21.50	26.00	22.50	64	36.40	31.50	36.00	32.50
05	6.90	2.00	6.50	3.00	25	16.90	12.00	16.50	13.00	45	26.90	22.00	26.50	23.00	65	36.90	32.00	36.50	33.00
06	7.40	2.50	7.00	3.50	26	17.40	12.50	17.00	13.50	46	27.40	22.50	27.00	23.50	66	37.40	32.50	37.00	33.50
07	7.90	3.00	7.50	4.00	27	17.90	13.00	17.50	14.00	47	27.90	23.00	27.50	24.00	67	37.90	33.00	37.50	34.00
08	8.40	3.50	8.00	4.50	28	18.40	13.50	18.00	14.50	48	28.40	23.50	28.00	24.50	68	38.40	33.50	38.00	34.50
09	8.90	4.00	8.50	5.00	29	18.90	14.00	18.50	15.00	49	28.90	24.00	28.50	25.00	69	38.90	34.00	38.50	35.00
10	9.40	4.50	9.00	5.50	30	19.40	14.50	19.00	15.50	50	29.40	24.50	29.00	25.50	70	39.40	34.50	39.00	35.50
11	9.90	5.00	9.50	6.00	31	19.90	15.00	19.50	16.00	51	29.90	25.00	29.50	26.00	71	39.90	35.00	39.50	36.00
12	10.40	5.50	10.00	6.50	32	20.40	15.50	20.00	16.50	52	30.40	25.50	30.00	26.50	72	40.40	35.50	40.00	36.50
13	10.90	6.00	10.50	7.00	33	20.90	16.00	20.50	17.00	53	30.90	26.00	30.50	27.00	73	40.90	36.00	40.50	37.00
14	11.40	6.50	11.00	7.50	34	21.40	16.50	21.00	17.50	54	31.40	26.50	31.00	27.50	74	41.40	36.50	41.00	37.50
15	11.90	7.00	11.50	8.00	35	21.90	17.00	21.50	18.00	55	31.90	27.00	31.50	28.00	75	41.90	37.00	41.50	38.00
16	12.40	7.50	12.00	8.50	36	22.40	17.50	22.00	18.50	56	32.40	27.50	32.00	28.50	76	42.40	37.50	42.00	38.50
17	12.90	8.00	12.50	9.00	37	22.90	18.00	22.50	19.00	57	32.90	28.00	32.50	29.00	77	42.90	38.00	42.50	39.00
18	13.40	8.50	13.00	9.50	38	23.40	18.50	23.00	19.50	58	33.40	28.50	33.00	29.50	78	43.40	38.50	43.00	39.50
19	13.90	9.00	13.50	10.00	39	23.90	19.00	23.50	20.00	59	33.90	29.00	33.50	30.00	79	43.90	39.00	43.50	40.00
20	14.40	9.50	14.00	10.50	40	24.40	19.50	24.00	20.50	60	34.40	29.50	34.00	30.50	80	44.40	39.50	44.00	40.50
21	14.90	10.00	14.50	11.00	41	24.90	20.00	24.50	21.00	61	34.90	30.00	34.50	31.00	---	---	---	---	---
22	15.40	10.50	15.00	11.50	42	25.40	20.50	25.00	21.50	62	35.40	30.50	35.00	31.50	---	---	---	---	---
23	15.90	11.00	15.50	12.00	43	25.90	21.00	25.50	22.00	63	35.90	31.00	35.50	32.00	---	---	---	---	---

NO.	PART NAME	MATERIAL	REMARK
4	SOLDER TABS	BRASS	MATTE Tin
3	CONTACT	PHOSPHOR BRONZE	ALL Au G/F OR MATTE Tin
2	COVER	LCP,94V-0	BLACK
1	HOUSING	LCP,94V-0	NATURE

Pb Process Capable | RoHS Compliant EU RoHS Standards | HALOGEN Compliant Halogen Free

SCALE: 1:1	UNIT: mm	Title:	FPC 0.50mm Pitch 90° SMT Type H2.0mm ZIF Connector
SIZE: A4			
Unless otherwise General Tolerance:		Molde Code:	GT-F0502SR20-XXXXX01

X	±0.40
X.x	±0.30
X.xx	±0.20
X°	±5°
X.x°	±3°

DRAWN	CHECKED	APPROVED	DATE
Hu	Chen	Chen	2022.12.28

品赞科技 b-Switch www.dg-switch.com

REV: A0 SHEET: 1/1