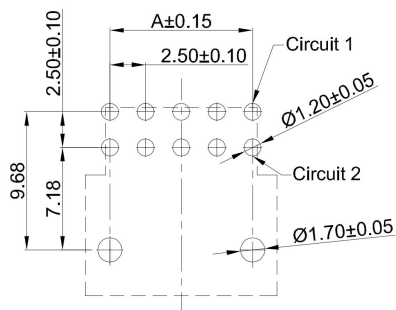
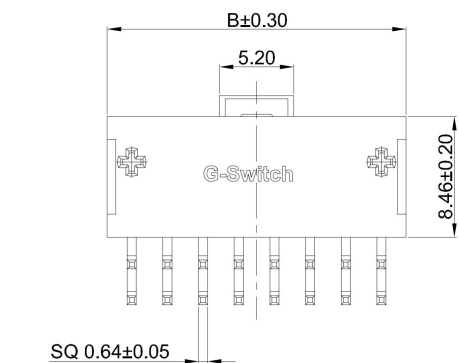
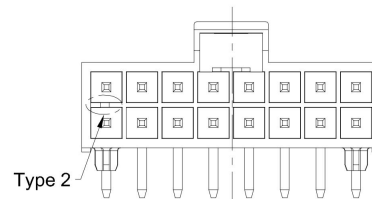


COLOR: BLACK



RECOMMENDED PCB LAYOUT  
TOLERANCE:±0.05



COLOR: NATURE

**G-Switch Specification:**

- 1.Current rated: 4.5-6.0A AC/DC
- 2.Voltage rating: 250V AC/DC
- 3.Withstanding voltage: 1500V AC
- 4.Contact resistance: 20mΩ max.
- 5.Insulation resistance: 1000MΩ min
- 6.Durability cycle: 25Cycles
- 7.Removal force: 3.5kgf/Pin min
- 8.Operating temperature range: -40°C ~ +105°C

GT-A2513 W R D-2 XX X XX 01

G-Switch

Series No

Connector  
W-Wafer

Angle  
R-90°

Termipoint  
D-DIP

Terminal Plating  
BT-Bright Tin

Housing Colour  
S-Nature  
B-Black

Pin Q' PY  
04~16

Row NO  
2-Dual Dows

**Ordering Information:**

Circuit	Dimensions(mm)		Circuit	Dimensions(mm)	
	A	B		A	B
04	---	5.94	12	12.50	15.94
06	5.00	8.44	14	15.00	18.44
08	7.50	10.94	16	17.50	20.94
10	10.00	13.44	---	---	---

SCALE: 1:1 UNIT: mm

SIZE: A4

Unless otherwise  
General Tolerance:  
X ±0.40  
X.x ±0.30  
X.xx ±0.20  
X\* ±5°  
X.x° ±3°

Title: Wafer 2.50mm Pitch MX 90° DIP  
With Lock Type Dual Dows Connector

Molde Code: GT-A2513WRD-2XXXXX01

DRAWN	CHECKED	APPROVED	DATE
Hu	Hu	Chen	2021.10.20



REV: A0 SHEET: 1/2

2	PIN MATERIAL	High Conductivity Copper Alloy	BRIGHT Tin
1	HOUSING	LCP,94V-0	BLACK/NATURE
NO.	PART NAME	MATERIAL	REMARK



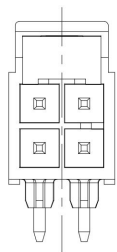
A

B

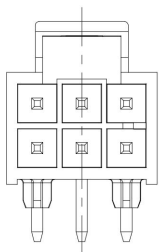
C

D

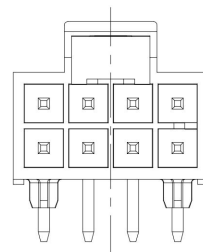
E



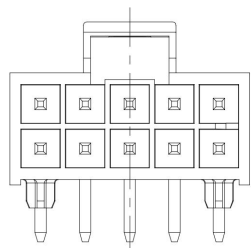
04Pin



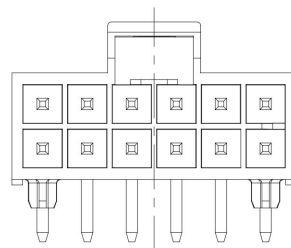
06Pin



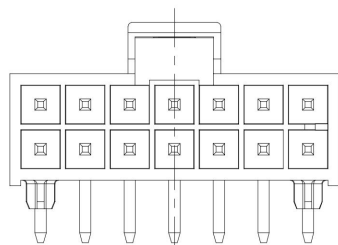
08Pin



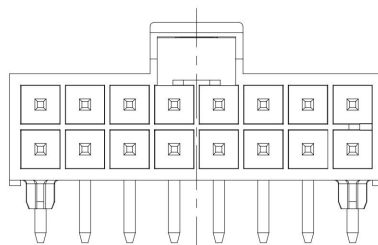
10Pin



12Pin



14Pin



16Pin



GT-A2513 W R D-2 XX X XX 01

G-Switch

Series No

Connector  
W-WaferAngle  
R-90°Termipoint  
D-DIPTerminal Plating  
BT-Bright TinHousing Colour  
S-Nature  
B-BlackPin Q' PY  
04~16Row NO  
2-Dual Dows**G-Switch Specification:**

- 1.Current rated: 4.5-6.0A AC/DC
- 2.Voltage rating: 250V AC/DC
- 3.Withstanding voltage: 1500V AC
- 4.Contact resistance: 20mΩ max.
- 5.Insulation resistance: 1000MΩ min
- 6.Durability cycle: 25Cycles
- 7.Removal force: 3.5kgf/Pin min
- 8.Operating temperature range: -40°C ~ +105°C

**Ordering Information:**

Circuit	Dimensions(mm)		Circuit	Dimensions(mm)	
	A	B		A	B
04	---	5.94	12	12.50	15.94
06	5.00	8.44	14	15.00	18.44
08	7.50	10.94	16	17.50	20.94
10	10.00	13.44	---	---	---

SCALE: 1:1 UNIT: mm

SIZE: A4

Unless otherwise  
General Tolerance:

X	±0.40
X.x	±0.30
X.xx	±0.20
X*	±5°
X.x°	±3°

Title: Wafer 2.50mm Pitch MX 90° DIP  
With Lock Type Dual Dows Connector

Molde Code: GT-A2513WRD-2XXXXX01

DRAWN	CHECKED	APPROVED	DATE
Hu	Hu	Chen	2021.10.20

REV: A0

SHEET: 2/2

2	PIN MATERIAL	High Conductivity Copper Alloy	BRIGHT Tin
1	HOUSING	LCP,94V-0	BLACK/NATURE
NO.	PART NAME	MATERIAL	REMARK



A

B

C

D

E