

GT-TC118X-HXXX-LX

G-Switch

Operating Force

A=160gf F=320gf
 B=250gf G=400gf
 C=100gf H=450gf
 D=70gf
 E=130gf

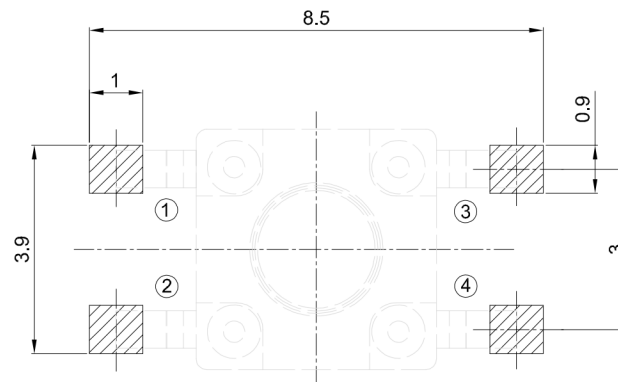
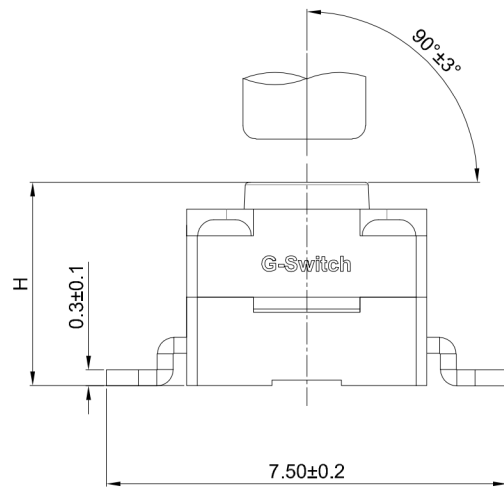
Switch Height (mm)

H038=3.8 H043=4.3
 H045=4.5 H050=5.0
 H055=5.5 H060=6.0
 H065=6.5 H070=7.0
 H080=8.0 H085=8.5
 H090=9.0 H095=9.5
 H100=10.0

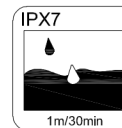
Switch Lifetime (Force)

L05=50,000 Cycles(B、F、G)
 L1=100,000 Cycles(A、B)
 L3=300,000 Cycles(A、C、D)
 L5=500,000 Cycles(A、C、D)

Keying Tip Tilt



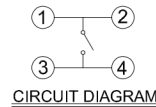
RECOMMENDED PCB LAYOUT
 TOLERANCE:±0.05



G-Switch Specification:

1. Operating temperature range: -40°C ~ +85°C
2. Rating: 50mA, 12V DC
3. Insulation resistance: 100MΩ min, 100V DC
4. Dielectric strength: 250V AC for 1 min
5. Contact resistance: 100mΩ max.
6. Travel: 0.25±0.1mm
7. Waterproof grade: IP-X7.

5	STEM	HIGH TEMPERATURE PLASTIC	BLACK
4	COVER	COPPER ALLOY	--
3	CONTACT	STAINLESS STEEL	Ag PLATING
2	BASE	HIGH TEMPERATURE PLASTIC	BLACK
1	TERMINAL	COPPER ALLOY	Ag PLATING
NO.	PART NAME	MATERIAL	REMARK



SCALE: 1:1 UNIT: mm
 SIZE: A4

Unless otherwise
 General Tolerance:
 X. ±0.40
 X.x ±0.30
 X.xx ±0.20
 X* ±3°

Title: Vertical Tact Switch SMT 4.5x4.5xHmm			
Molde Code: GT-TC118X-HXXX-LX			
DRAWN	CHECKED	APPROVED	DATE
Jiang	Xia	Chen	2025.03.03



REV: A0 SHEET: 1/1