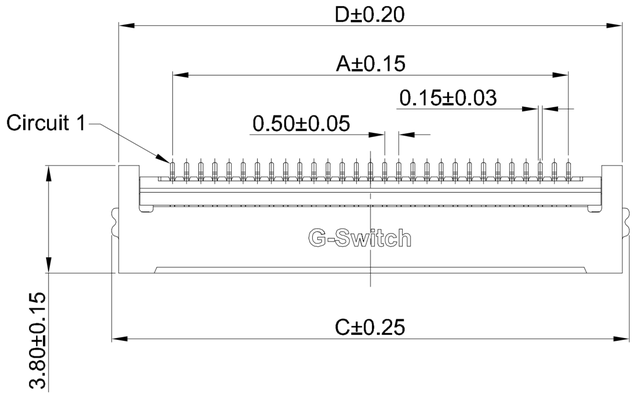


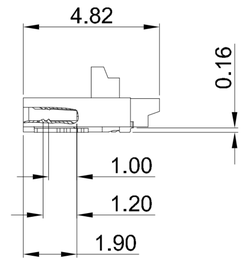


SECION:A-A

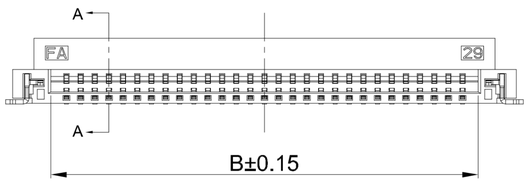


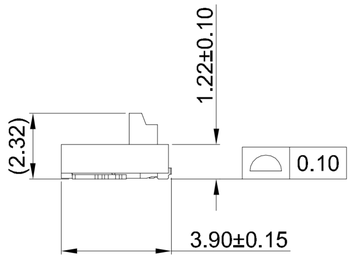


## G-Switch Specification:

1.Current rated: 0.5A AC/DC
2.Voltage rating: 50V AC/DC
3.Withstanding voltage: 250V AC
4.Contact resistance: 30mΩ max.
5.Insulation resistance: 100MΩ min
6.Durability cycle: 30Cycles
7.Removal force: 0.02kgf/Pin min
8.Operating temperature range: -25°C ~ +85°C

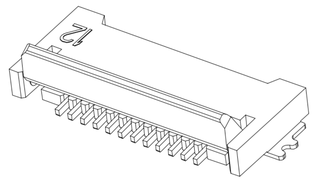


GT-F0511 S R 12 -XX X XX 01

**G-Switch**

**Series No**

**Termipoint**
S-SMT

**Angle**
R-90°

**Terminal Plating**
01-G/F

**Housing Colour**
S-Nature

**Pin Q' PY**
04~60

**Height**
12-1.22mm

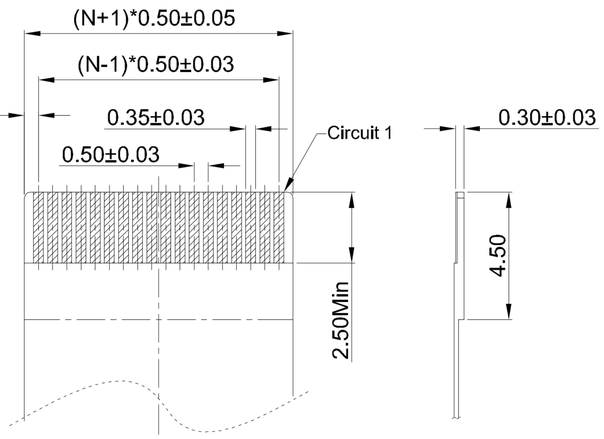


APPLICABLE FPC

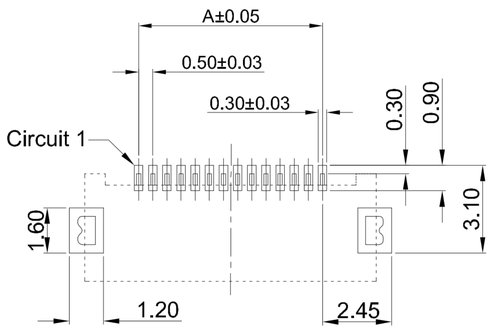


RECOMMENDED PCB LAYOUT
TOLERANCE:±0.05

Ordering Information:

| Circuit | Dimensions(mm) | | | | Circuit | Dimensions(mm) | | | | Circuit | Dimensions(mm) | | | |
|---|---|---|---|---|---|---|---|---|---|---|---|---|---|---|
| | A | B | C | D | | A | B | C | D | | A | B | C | D |
| 04 | 1.50 | 2.60 | 5.80 | 5.30 | 23 | 11.00 | 12.10 | 15.30 | 14.80 | 42 | 20.50 | 21.60 | 24.80 | 24.30 |
| 05 | 2.00 | 3.10 | 6.30 | 5.80 | 24 | 11.50 | 12.60 | 15.80 | 15.30 | 43 | 21.00 | 22.10 | 25.30 | 24.80 |
| 06 | 2.50 | 3.60 | 6.80 | 6.30 | 25 | 12.00 | 13.10 | 16.30 | 15.80 | 44 | 21.50 | 22.60 | 25.80 | 25.30 |
| 07 | 3.00 | 4.10 | 7.30 | 6.80 | 26 | 12.50 | 13.60 | 16.80 | 16.30 | 45 | 22.00 | 23.10 | 26.30 | 25.80 |
| 08 | 3.50 | 4.60 | 7.80 | 7.30 | 27 | 13.00 | 14.10 | 17.30 | 16.80 | 46 | 22.50 | 23.60 | 26.80 | 26.30 |
| 09 | 4.00 | 5.10 | 8.30 | 7.80 | 28 | 13.50 | 14.60 | 17.80 | 17.30 | 47 | 23.00 | 24.10 | 27.30 | 26.80 |
| 10 | 4.50 | 5.60 | 8.80 | 8.30 | 29 | 14.00 | 15.10 | 18.30 | 17.80 | 48 | 23.50 | 24.60 | 27.80 | 27.30 |
| 11 | 5.00 | 6.10 | 9.30 | 8.80 | 30 | 14.50 | 15.60 | 18.80 | 18.30 | 49 | 24.00 | 25.10 | 28.30 | 27.80 |
| 12 | 5.50 | 6.60 | 9.80 | 9.30 | 31 | 15.00 | 16.10 | 19.30 | 18.80 | 50 | 24.50 | 25.60 | 28.80 | 28.30 |
| 13 | 6.00 | 7.10 | 10.30 | 9.80 | 32 | 15.50 | 16.60 | 19.80 | 19.30 | 51 | 25.00 | 26.10 | 29.30 | 28.80 |
| 14 | 6.50 | 7.60 | 10.80 | 10.30 | 33 | 16.00 | 17.10 | 20.30 | 19.80 | 52 | 25.50 | 26.60 | 29.80 | 29.30 |
| 15 | 7.00 | 8.10 | 11.30 | 10.80 | 34 | 16.50 | 17.60 | 20.80 | 20.30 | 53 | 26.00 | 27.10 | 30.30 | 29.80 |
| 16 | 7.50 | 8.60 | 11.80 | 11.30 | 35 | 17.00 | 18.10 | 21.30 | 20.80 | 54 | 26.50 | 27.60 | 30.80 | 30.30 |
| 17 | 8.00 | 9.10 | 12.30 | 11.80 | 36 | 17.50 | 18.60 | 21.80 | 21.30 | 55 | 27.00 | 28.10 | 31.30 | 30.80 |
| 18 | 8.50 | 9.60 | 12.80 | 12.30 | 37 | 18.00 | 19.10 | 22.30 | 21.80 | 56 | 27.50 | 28.60 | 31.80 | 31.30 |
| 19 | 9.00 | 10.10 | 13.30 | 12.80 | 38 | 18.50 | 19.60 | 22.80 | 22.30 | 57 | 28.00 | 29.10 | 32.30 | 31.80 |
| 20 | 9.50 | 10.60 | 13.80 | 13.30 | 39 | 19.00 | 20.10 | 23.30 | 22.80 | 58 | 28.50 | 29.60 | 32.80 | 32.30 |
| 21 | 10.00 | 11.10 | 14.30 | 13.80 | 40 | 19.50 | 20.60 | 23.80 | 23.30 | 59 | 29.00 | 30.10 | 33.30 | 32.80 |
| 22 | 10.50 | 11.60 | 14.80 | 14.30 | 41 | 20.00 | 21.10 | 24.30 | 23.80 | 60 | 29.50 | 30.60 | 33.80 | 33.30 |

| NO. | PART NAME | MATERIAL | REMARK |
|---|---|---|---|
| 4 | SOLDER TABS | PHOSPHOR BRONZE | MATTE Tin |
| 3 | CONTACT | PHOSPHOR BRONZE | Gold-Flash On Contact Area |
| 2 | COVER | LCP,94V-0 | BLACK |
| 1 | HOUSING | LCP,94V-0 | NATURE |

Pb Process Capable | RoHS Compliant EU RoHS Standards | HALOGEN Compliant Halogen Free

SCALE: 1:1 | UNIT: mm
SIZE: A4

Unless otherwise General Tolerance:

| | |
|---|---|
| X | ±0.40 |
| X.x | ±0.30 |
| X.xx | ±0.20 |
| X° | ±5° |
| X.x° | ±3° |

Title: FPC 0.50mm Pitch 90° H1.20mm SMT Type Back Flip Connector

Molde Code: GT-F0511SR12-XXXXX01

| DRAWN | CHECKED | APPROVED | DATE |
|---|---|---|---|
| Jiang | Hu | Chen | 2021.06.28 |

品赞科技 b-Switch www.dg-switch.com

REV: A0 | SHEET: 1/1