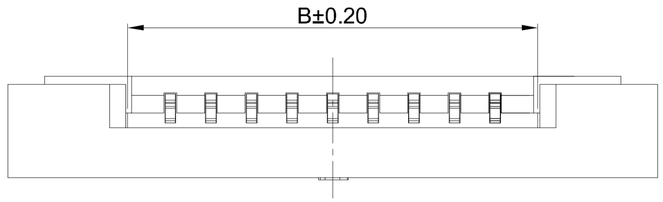

G-Switch Specification:

1.Current rated: 0.5A AC/DC
2.Voltage rating: 50V AC/DC
3.Withstanding voltage: 200V AC
4.Contact resistance: 20mΩ max.
5.Insulation resistance: 500MΩ min
6.Durability cycle: 20Cycles
7.Removal force: 0.05kgf/Pin min
8.Operating temperature range: -25°C ~ +85°C



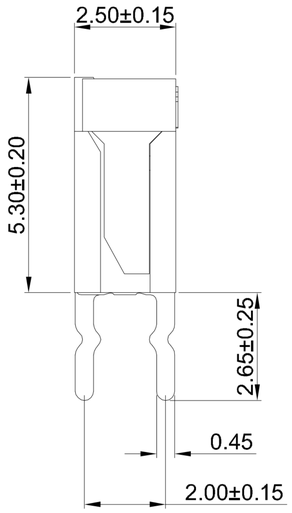

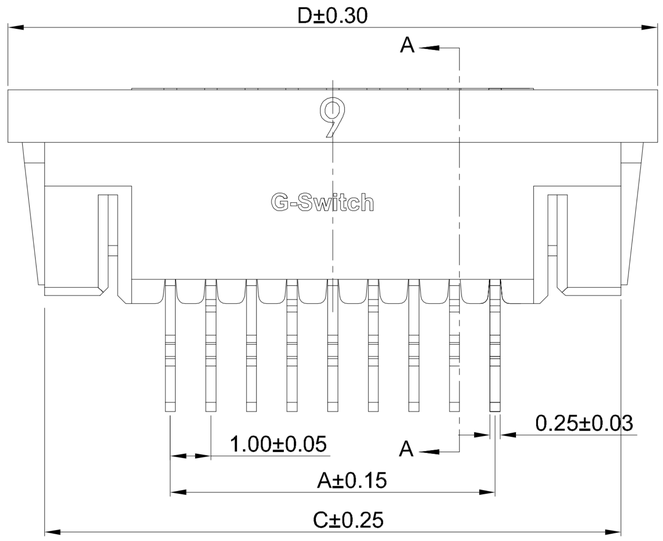

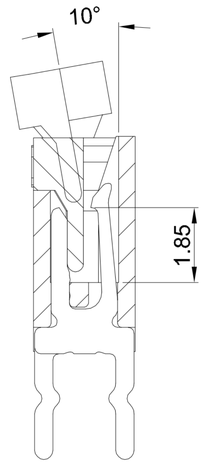

SECTION A-A

GT-F1014 D V 53 -XX X XX 01

- **G-Switch**
- **Series No**
- **Termipoint** D-DIP
- **Angle** V-180°
- **Height** 53-5.30mm
- **Pin Q' PY** 04~36
- **Housing Colour** S-Nature
- **Terminal Plating** BT-Bright Tin

Ordering Information:

Circuit	Dimensions(mm)			
	A	B	C	D
04	3.00	5.15	9.20	11.10
05	4.00	6.15	10.20	12.10
07	6.00	8.15	12.20	14.10
09	8.00	10.15	14.20	16.10
11	10.00	12.15	16.20	18.10
13	12.00	14.15	18.20	20.10
17	16.00	18.15	22.20	24.10
19	18.00	20.15	24.20	26.10
21	20.00	22.15	26.20	28.10
23	22.00	24.15	28.20	30.10
27	26.00	28.15	32.20	34.10
31	30.00	32.15	36.20	38.10
32	31.00	33.15	37.20	39.10
33	32.00	34.15	38.20	40.10
34	33.00	35.15	39.20	41.10
35	34.00	36.15	40.20	42.10
36	35.00	37.15	41.20	43.10

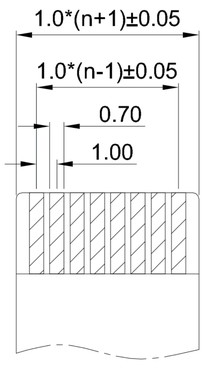

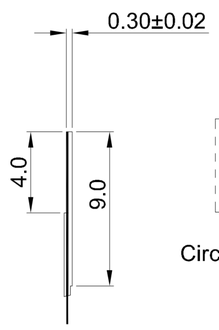

PROPER CABLE (SCALE 2:1)

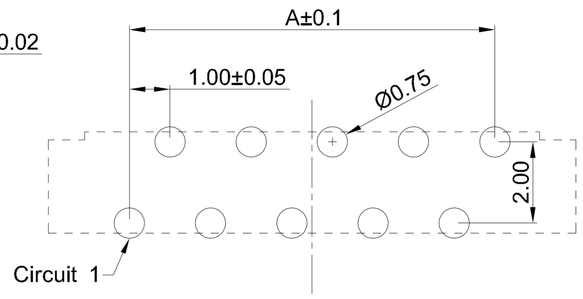

RECOMMENDED PCB LAYOUT
TOLERANCE:±0.05

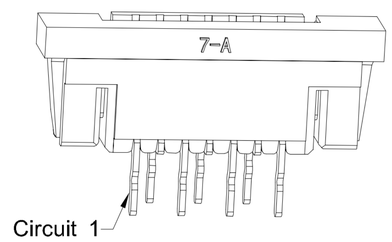

NO.	PART NAME	MATERIAL	REMARK
3	CONTACT	PHOSPHOR BRONZE	BRIGHT Tin
2	COVER	LCP,94V-0	BLACK
1	HOUSING	LCP,94V-0	NATURE

Pb Process Capable | RoHS Compliant EU RoHS Standards | HALOGEN Compliant Halogen Free

SCALE: 1:1	UNIT: mm	Title: FPC 1.00mm Pitch 180° DIP Double Row Single Sided Welding Bottom Contacts	
SIZE: A4			
Unless otherwise General Tolerance: X ±0.40, X.x ±0.30, X.xx ±0.20, X° ±5°, X.x° ±3°		Molde Code: GT-F1014DV53-XXXXX01	

DRAWN	CHECKED	APPROVED	DATE
Jiang	Hu	Chen	2021.06.28

REV: A0 | SHEET: 1/1

品赞科技 b-Switch www.dg-switch.com