

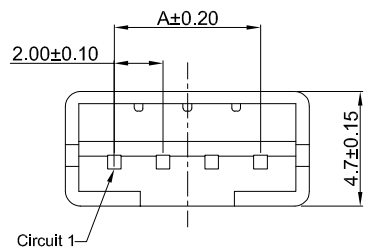
1

2

3

4

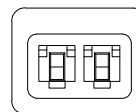
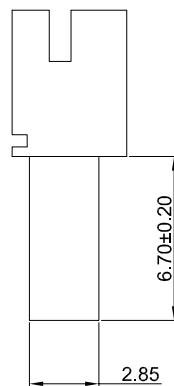
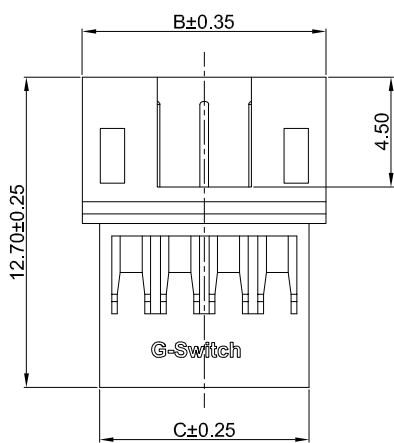
5



GT-A2001 H F-1 XX X 01

**G-Switch**  
**Series No**  
**Connector**  
 H-Housing  
**F-Female**

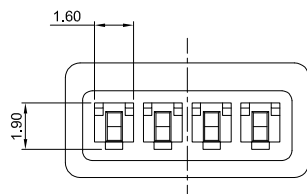
**Housing Colour**  
 W-White  
**Pin Q' PY**  
 02~12  
**Row NO**  
 1-Single Row



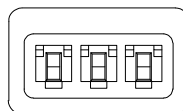
2pin

**G-Switch Specification:**

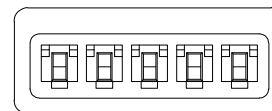
- 1.Current rated: 2.0A AC/DC
- 2.Voltage rating: 100V AC/DC
- 3.Withstanding voltage: 800V AC
- 4.Contact resistance: 10mΩ max.
- 5.Insulation resistance: 1000MΩ min
- 6.Durability cycle: 30Cycles
- 7.Removal force: 1.20kgf/Pin min
- 8.Operating temperature range: -25°C ~ +85°C



2pin



2pin



5pin

**Ordering Information:**

Circuit	Dimensions(mm)			Circuit	Dimensions(mm)		
	A	B	C		A	B	C
02	2.00	6.00	4.60	08	14.00	18.00	16.60
03	4.00	8.00	6.60	09	16.00	20.00	18.60
04	6.00	10.00	8.60	10	18.00	22.00	20.60
05	8.00	12.00	10.60	11	20.00	24.00	22.60
06	10.00	14.00	12.60	12	22.00	26.00	24.60
07	12.00	16.00	14.60	--	--	--	--

SCALE: 1:1 UNIT: mm  
 SIZE: A4

Title: Housing 2.00mm Pitch PH Female

Unless otherwise  
 General Tolerance:  
 X ±0.40  
 X.x ±0.30  
 X.xx ±0.20  
 X° ±5°  
 X.x° ±3°

Molde Code: GT-A2001HF-1XXX01

DRAWN	CHECKED	APPROVED	DATE
Hu	Chen	Chen	2021.10.18



REV: A0 SHEET: 1/1

NO.	PART NAME	MATERIAL	REMARK
1	HOUSING	PA66,94V-0	WHITE



1

2

3

4

5