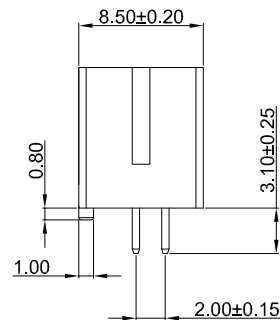
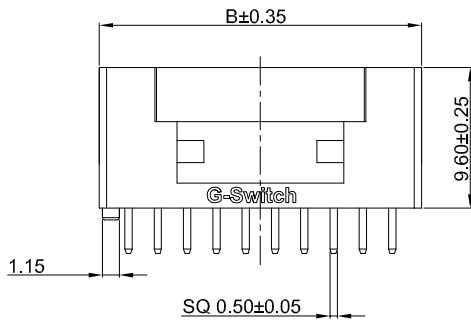
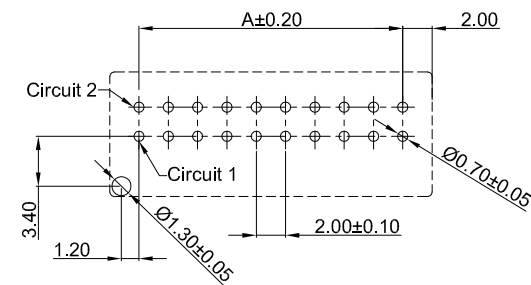
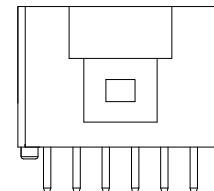


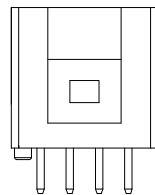
8P~14P Without Guideway  
16P~40P With Guideway



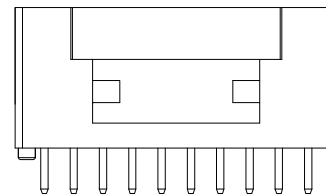
12P~18P



PCB REFERENCE DIAGRAM  
TOLERANCE:±0.05




8P~10P



20P~40P

**G-Switch Specification:**

- 1.Current rated: 3.0A AC/DC
- 2.Voltage rating: 250V AC/DC
- 3.Withstanding voltage: 800V AC
- 4.Contact resistance: 10mΩ max.
- 5.Insulation resistance: 1000MΩ min
- 6.Durability cycle: 30Cycles
- 7.Removal force: 1.00kgf/Pin min
- 8.Operating temperature range: -25°C ~ +85°C



GT-A2012 W V D -2 XX X XX 01

<b>G-Switch</b>		<b>Terminal Plating</b>	BT-Bright Tin 11-All G/F
<b>Series No</b>		<b>Housing Colour</b>	W-White
<b>Connector</b>	W-Wafer	<b>Pin Q' PY</b>	08-40
<b>Angle</b>	V-180°	<b>Row NO</b>	2-Dual Rows
<b>Termlpoint</b>	D-DIP		

**Ordering Information:**

Circuit	Dimensions(mm)		Circuit	Dimensions(mm)	
	A	B		A	B
08	6.00	10.00	26	24.00	28.00
10	8.00	12.00	28	26.00	30.00
12	10.00	14.00	30	28.00	32.00
14	12.00	16.00	32	30.00	34.00
16	14.00	18.00	34	32.00	36.00
18	16.00	20.00	36	34.00	38.00
20	18.00	22.00	38	36.00	40.00
22	20.00	24.00	40	38.00	42.00
24	22.00	26.00	--	--	--

SCALE: 1:1 UNIT: mm  
SIZE: A4

Title: Wafer 2.00mm Pitch 180° PUD DIP  
Type Dual Rows Connector

Unless otherwise  
General Tolerance:  
X ±0.40  
X.x ±0.30  
X.xx ±0.20  
X\* ±5°  
X.x° ±3°

Molde Code: GT-A2012WVD-2XXXXX01			
DRAWN	CHECKED	APPROVED	DATE
Hu	Hu	Chen	2021.10.20



REV: A0 SHEET: 1/2

2	PIN MATERIAL	BRASS	BRIGHT Tin/ALL G/F
1	HOUSING	PA66,94V-0	WHITE
NO.	PART NAME	MATERIAL	REMARK



1

2

3

4

5

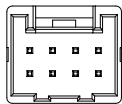
A

B

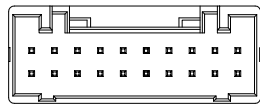
C

D

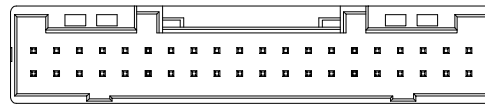
E



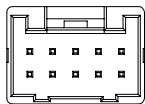
8Pin



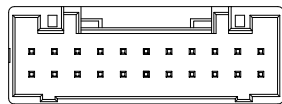
20Pin



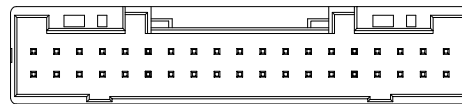
40Pin



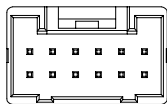
10Pin



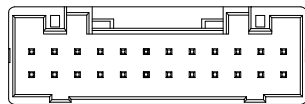
22Pin



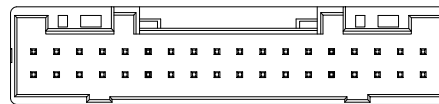
38Pin



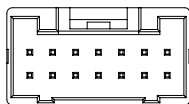
12Pin



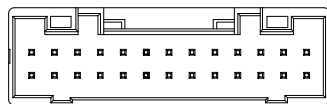
24Pin



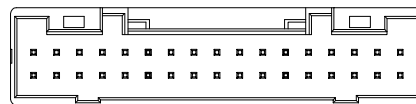
36Pin



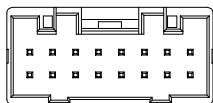
14Pin



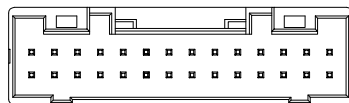
26Pin



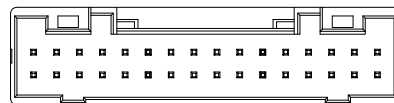
34Pin



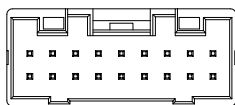
16Pin



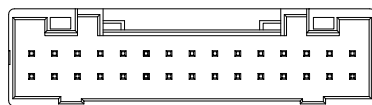
28Pin




32Pin



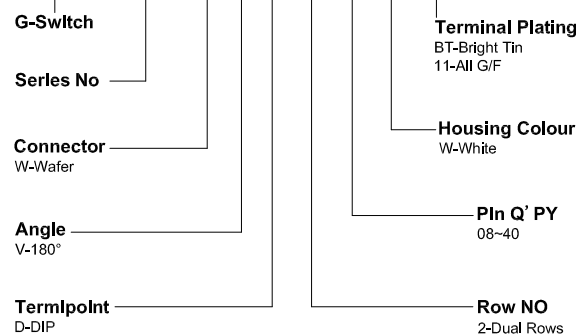
18Pin



30Pin



GT-A2012 W V D -2 XX X XX 01



Ordering Information:

Circuit	Dimensions(mm)		Circuit	Dimensions(mm)	
	A	B		A	B
08	6.00	10.00	26	24.00	28.00
10	8.00	12.00	28	26.00	30.00
12	10.00	14.00	30	28.00	32.00
14	12.00	16.00	32	30.00	34.00
16	14.00	18.00	34	32.00	36.00
18	16.00	20.00	36	34.00	38.00
20	18.00	22.00	38	36.00	40.00
22	20.00	24.00	40	38.00	42.00
24	22.00	26.00	--	--	--

2	PIN MATERIAL	BRASS	BRIGHT Tin/ALL G/F
1	HOUSING	PA66,94V-0	WHITE
NO.	PART NAME	MATERIAL	REMARK



SCALE: 1:1 UNIT: mm  
 SIZE: A4

Unless otherwise General Tolerance:  
 X ±0.40  
 X.x ±0.30  
 X.xx ±0.20  
 X\* ±5°  
 X.x° ±3°

Title: Wafer 2.00mm Pitch 180° PUD DIP Type Dual Rows Connector

Molde Code: GT-A2012WVD-2XXXXX01

DRAWN	CHECKED	APPROVED	DATE
Hu	Hu	Chen	2021.10.20



REV: A0 SHEET: 2/2

1

2

3

4

5