

1

2

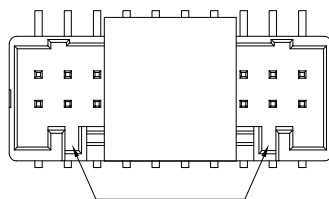
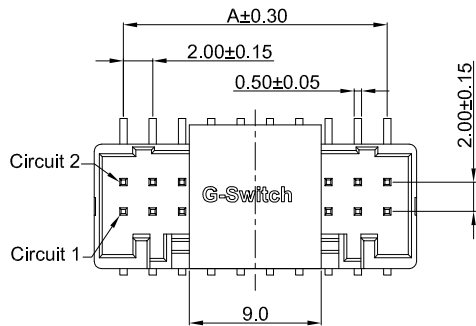
3

4

5

A


A



8P~14P Without Guideway  
16P~40P With Guideway

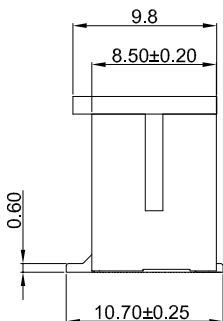
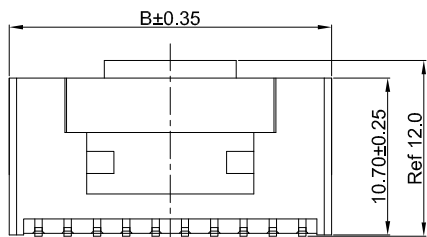
**G-Switch Specification:**

- 1.Current rated: 3.0A AC/DC
- 2.Voltage rating: 250V AC/DC
- 3.Withstanding voltage: 800V AC
- 4.Contact resistance: 10mΩ max.
- 5.Insulation resistance: 1000MΩ min
- 6.Durability cycle: 30Cycles
- 7.Removal force: 1.00kgf/Pin min
- 8.Operating temperature range: -25°C ~ +85°C



B

B



0.10 08P~20P  
0.12 22P~40P

12P~18P

GT-A2012 W V S -2 XX X XX 01

**G-Switch**

**Series No**

**Connector**  
W-Wafer

**Angle**  
V-180°

**Termlpoint**  
S-SMT

**Terminal Plating**  
BT-Bright Tin  
11-All G/F

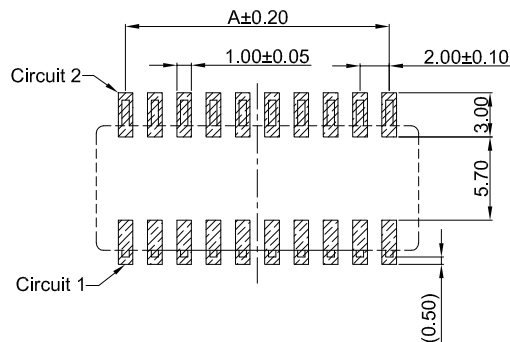
**Housing Colour**  
S-Nature

**Pin Q' PY**  
08-40

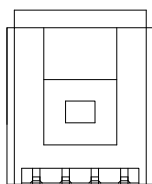
**Row NO**  
2-Dual Rows

C

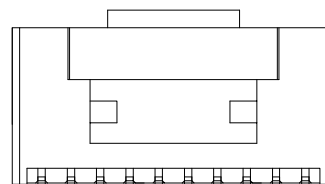
C



PCB REFERENCE DIAGRAM  
TOLERANCE:±0.05



8P~10P



20P~40P

**Ordering Information:**

Circuit	Dimensions(mm)		Circuit	Dimensions(mm)	
	A	B		A	B
08	6.00	10.00	26	24.00	28.00
10	8.00	12.00	28	26.00	30.00
12	10.00	14.00	30	28.00	32.00
14	12.00	16.00	32	30.00	34.00
16	14.00	18.00	34	32.00	36.00
18	16.00	20.00	36	34.00	38.00
20	18.00	22.00	38	36.00	40.00
22	20.00	24.00	40	38.00	42.00
24	22.00	26.00	--	--	--

D

D

3	CONTACT	BRASS	BRIGHT Tin/ALL G/F
2	CAP	LCP,94V-0	BLACK
1	HOUSING	LCP,94V-0	NATURE
NO.	PART NAME	MATERIAL	REMARK



SCALE: 1:1 UNIT: mm  
SIZE: A4

Unless otherwise  
General Tolerance:  
X ±0.40  
X.x ±0.30  
X.xx ±0.20  
X\* ±5°  
X.x\* ±3°

Title: Wafer 2.00mm Pitch 180° PUD SMT  
Type Dual Rows Connector

Molde Code: GT-A2012WVS-2XXXXX01

DRAWN	CHECKED	APPROVED	DATE
Hu	Chen	Chen	2021.10.20



REV: A0 SHEET: 1/2

E

E

1

2

3

4

5

