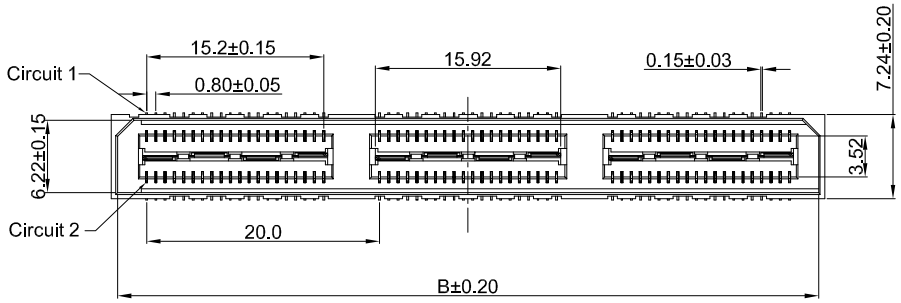


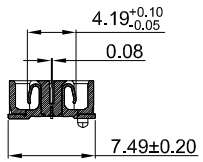


SECION:A-A

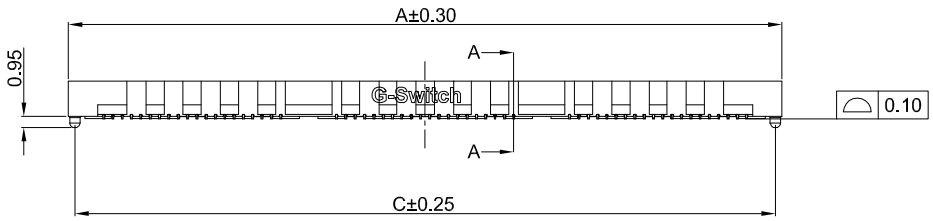


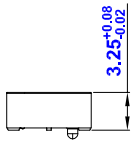


GT-B0806 F S V 32 -XX X XX 01

- **G-Switch**
- **Series No**
- **F-Female**
- **TermIpoInt** S-SMT
- **Angle** V-180°
- **Height** 32-3.25mm
- **Pin Q' PY** 40~200
- **Housing Colour** B-Black
- **Terminal Plating** 04-Au10μ"

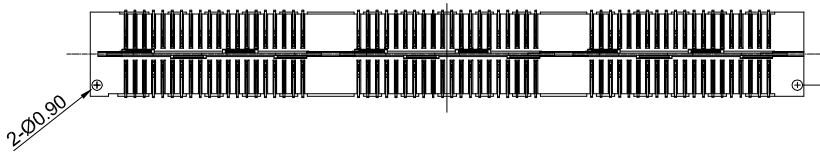


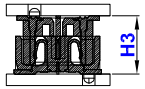


MATING HEIGHT

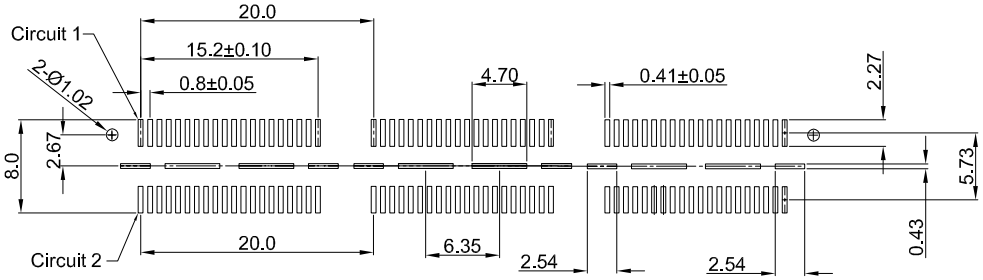


PCB REFERENCE DIAGRAM
TOLERANCE:±0.05

| MATING HEIGHT(H3) | PLUG (H1.mm) | SOCKET (H2.mm) |
|---|---|---|
| 5.00 | 4.265 | 3.25 |
| 8.00 | 7.264 | 3.25 |
| 11.00 | 10.269 | 3.25 |
| 14.00 | 13.269 | 3.25 |
| 15.00 | 14.269 | 3.25 |
| 16.00 | 15.246 | 3.25 |
| 19.00 | 18.240 | 3.25 |
| 22.00 | 21.237 | 3.25 |
| 25.00 | 24.237 | 3.25 |
| 30.00 | 29.238 | 3.25 |

**G-Switch Specification:**

1. Current rated: 2.0A AC/DC
2. Voltage rating: 225V AC/DC
3. Withstanding voltage: 675V AC
4. Contact resistance: 15mΩ Max.
5. Insulation resistance: 5000MΩ min
6. Durability cycle: 500 Cycles
7. Removal force: 0.01kgf/Pin min
8. Operating temperature range: -55°C ~ +125°C

| NO. | PART NAME | MATERIAL | REMARK |
|---|---|---|---|
| 2 | CONTACT | PHOSPHOR BRONZE | Au10μ" ON CONTACT AREA |
| 1 | HOUSING | LCP,94V-0 | BLACK |

**Ordering Information:**

| Circuit | Dimensions(mm) A | B | C | Circuit | Dimensions(mm) A | B | C |
|---|---|---|---|---|---|---|---|
| 40 | 21.27 | 20.20 | 20.13 | 160 | 81.28 | 80.20 | 80.14 |
| 80 | 41.28 | 40.20 | 40.13 | 200 | 101.28 | 100.20 | 100.14 |
| 120 | 61.28 | 60.20 | 60.13 | --- | --- | --- | --- |

Pb Process Capable | RoHS Compliant EU RoHS Standards | Compliant Halogen Free

| | | | |
|---|---|---|---|
| SCALE: 1:1 | UNIT: mm | Title: | BTB 0.80mm Pitch 180° Dual Rows SMT Type Femate Connector |
| SIZE: A4 | | | |
| Unless otherwise General Tolerance: | | Molde Code: | GT-B0806FSV32-XXXXX01 |
| X ±0.40 | | | |
| X.x ±0.30 | | | |
| X.xx ±0.20 | | | |
| X° ±5° | | | |
| X.x° ±3° | | | |

| DRAWN | CHECKED | APPROVED | DATE |
|---|---|---|---|
| Hu | Hu | Chen | 2022.12.28 |

REV: A0 SHEET: 1/1

品赞科技 G-Switch www.dg-switch.com ®